








SOFTWARE TOOL ARTICLE

COPO: a metadata platform for brokering FAIR data in the life sciences [version 1; peer review: 1 approved, 1 approved with reservations]

Felix Shaw¹, Anthony Etuk¹, Alice Minotto ¹, Alejandra Gonzalez-Beltran ^{2,3}, David Johnson ^{2,4}, Phillipe Rocca-Serra², Marie-Angélique Laporte⁵, Elizabeth Arnaud⁵, Medha Devare ⁶, Paul J. Kersey^{7,8}, Susanna-Assunta Sansone², Robert P. Davey ¹

¹Digital Biology, Earlham Institute, Norwich, Norfolk, NR4 7UZ, UK

²Scientific Computing Department, Rutherford Appleton Laboratory, Science and Technology Facilities Council, Didcot, OX11 0QX, UK

³Oxford e-Research Centre, University of Oxford, Oxford, Oxfordshire, OX1 3QG, UK

⁴Department of Informatics and Media, Uppsala University, Uppsala, SE-751 05 Uppsala, Sweden

⁵Biodiversity International - France, Montpellier, Languedoc-Roussillon, France

⁶International Food Policy Research Institute, Washington, D.C., 20005, USA

⁷EMBL European Bioinformatics Institute, Hinxton, Cambridge, Cambridgeshire, CB10 1SD, UK

⁸Royal Botanic Gardens - Kew, Richmond, London, TW9 3AE, UK

V1 First published: 02 Jun 2020, 9:495
<https://doi.org/10.12688/f1000research.23889.1>
 Latest published: 02 Jun 2020, 9:495
<https://doi.org/10.12688/f1000research.23889.1>



Abstract


Scientific innovation is increasingly reliant on data and computational resources. Much of today's life science research involves generating, processing, and reusing heterogeneous datasets that are growing exponentially in size. Demand for technical experts (data scientists and bioinformaticians) to process these data is at an all-time high, but these are not typically trained in good data management practices. That said, we have come a long way in the last decade, with funders, publishers, and researchers themselves making the case for open, interoperable data as a key component of an open science philosophy. In response, recognition of the FAIR Principles (that data should be Findable, Accessible, Interoperable and Reusable) has become commonplace. However, both technical and cultural challenges for the implementation of these principles still exist when storing, managing, analysing and disseminating both legacy and new data.

COPO is a computational system that attempts to address some of these challenges by enabling scientists to describe their research objects (raw or processed data, publications, samples, images, etc.) using community-sanctioned metadata sets and vocabularies, and

Open Peer Review

Approval Status  

	1	2
version 1		
02 Jun 2020	view	view

1. **Eric Lyons**, University of Arizona, Tucson, USA
2. **Matthias Hörtenhuber**, Karolinska Institutet (KI), Stockholm, Sweden
Carsten O. Daub , Karolinska Institutet (KI), Stockholm, Sweden

Any reports and responses or comments on the article can be found at the end of the article.

then use public or institutional repositories to share them with the wider scientific community. COPO encourages data generators to adhere to appropriate metadata standards when publishing research objects, using semantic terms to add meaning to them and specify relationships between them. This allows data consumers, be they people or machines, to find, aggregate, and analyse data which would otherwise be private or invisible, building upon existing standards to push the state of the art in scientific data dissemination whilst minimising the burden of data publication and sharing.

Keywords

Open Data, Open Science, Ontology, Ontologies, Repository, Repositories, Open Standards, Schemas, Annotation, Omics, Genomics, Multi Omics



This article is included in the **Agriculture, Food and Nutrition** gateway.



This article is included in the **Research on Research, Policy & Culture** gateway.

Corresponding authors: Felix Shaw (felix.shaw@earlham.ac.uk), Anthony Etuk (tonietuk@gmail.com), Robert P. Davey (Robert.Davey@earlham.ac.uk)

Author roles: **Shaw F:** Data Curation, Investigation, Methodology, Project Administration, Resources, Software, Validation, Visualization, Writing – Original Draft Preparation, Writing – Review & Editing; **Etuk A:** Data Curation, Formal Analysis, Investigation, Methodology, Resources, Software, Validation, Visualization, Writing – Original Draft Preparation; **Minotto A:** Investigation, Software, Writing – Review & Editing; **Gonzalez-Beltran A:** Methodology, Software; **Johnson D:** Methodology, Software; **Rocca-Serra P:** Methodology, Software; **Laporte MA:** Formal Analysis, Methodology, Validation; **Arnaud E:** Formal Analysis, Supervision; **Devare M:** Conceptualization; **Kersey PJ:** Conceptualization; **Sansone SA:** Conceptualization, Funding Acquisition; **Davey RP:** Conceptualization, Formal Analysis, Funding Acquisition, Investigation, Methodology, Project Administration, Resources, Supervision, Validation, Writing – Original Draft Preparation, Writing – Review & Editing

Competing interests: No competing interests were disclosed.

Grant information: The initial COPO project was funded by a BBSRC Biological and Bioinformatics Resources (BBR) grant (BB/L024055/1, BB/L024101/1, BB/L024071/1) and is now funded by the BBSRC Core Strategic Programme grant awarded to Earlham Institute (BBS/E/T/000PR9817). COPO is hosted within the CyVerse UK academic cloud, funded by BBSRC (BB/M018431/1, BB/R000662/1), and run within EI's National Capability in e-Infrastructure (BBS/E/T/000PR9814). In addition to the BBSRC COPO grant, SAS, PRS, ABG and DJ were funded by BBSRC (BB/L005069/1), Wellcome Trust (212930/Z/18/Z, 208381/A/17/Z), European Union (H2020-EU.3.1, 634107, H2020-EU.1.4.1.3, 654241, H2020-EU.1.4.1.1, 676559), IMI (116060) and NIH (U54 AI117925, 1U24AI117966-01, 1OT3OD025459-01, 1OT3OD025467-01, 1OT3OD025462-01). SAS is also funded by the Oxford e-Research Centre, Department of Engineering Science of the University of Oxford. The computational hardware that underpins this capability is supported by a BBSRC Core Capability Grant to EI, and managed by the Norwich Biosciences Institutes Partnership (NBIP) Computing Infrastructure for Science (CiS) group at the Norwich Research Park.

The funders had no role in study design, data collection and analysis, decision to publish, or preparation of the manuscript.

Copyright: © 2020 Shaw F *et al.* This is an open access article distributed under the terms of the [Creative Commons Attribution License](#), which permits unrestricted use, distribution, and reproduction in any medium, provided the original work is properly cited.

How to cite this article: Shaw F, Etuk A, Minotto A *et al.* **COPO: a metadata platform for brokering FAIR data in the life sciences [version 1; peer review: 1 approved, 1 approved with reservations]** F1000Research 2020, 9:495 <https://doi.org/10.12688/f1000research.23889.1>

First published: 02 Jun 2020, 9:495 <https://doi.org/10.12688/f1000research.23889.1>

Abbreviations

CGIAR: Consultative Group on International Agricultural Research

COPO: Collaborative Open Plant Omics

FAIR: Findable, Accessible, Interoperable and Reusable

INSDC: International Nucleotide Sequence Database Collaboration

ISA: Investigation / Study/ Assay

MIAPPE: Minimum Information About Plant Phenotyping Experiment

JSON: JavaScript Object Notation

Introduction

The importance of metadata

Metadata, defined as “data about data”, provides contextual information about data and is one of the central concepts required to allow the structuring of datasets in a way that allows automated search, query and retrieval. In the life sciences, this process is called *biocuration*¹.

Naively, people tend to catalogue information within computer systems (and elsewhere) in ways that require subsequent interpretation. For example, naming a file “20190114_final-with-corrections.txt” reminds the author of certain properties of the data inside the file with very little overhead. Documents ending in the suffix “.txt”, are generally written in plain text, but this structure is explicitly given, and must be assumed by the person wanting to reuse this data. Now consider a file called “dogs.csv” in a folder called “behaviour” in a computer file system. The file has the “.csv” extension, which stands for “comma separated values” and implies a defined tabular data structure. The file and directory names suggest that the contents relate to some kind of dog behaviour. The contents of these files cannot be fully understood until they are opened and interpreted. The representation of the information conveyed in both these examples has many ambiguities that can only be resolved by *a priori* knowledge. Without explicit boundaries and rules that describe this kind of data, misinterpretation may be commonplace and if the data is not as expected, it is impossible to know if this is because the data is corrupted or the assumptions of the finder are misplaced. Such descriptive boundaries are called *context*. Providing structured metadata makes the context for a given piece of data explicit.

Consider a table in a database called “dog_behaviour_observations” which keeps behavioural observations in tabular (row and column) form. Each row of the table represents a single observation, and each column represents a variable about that observation, such as “behaviour_observation_id”, “behaviour_type”, “breed”, “date_observed”, “video_link”, “duration”. Entries within this database now have a structure to the data, and researchers generating observation data have a (relatively) strict format to adhere to when providing data to the resource.

However, this methodology still has issues. The names of the variables (column headers in the database) may not be standardised or self-describing, e.g. the variable “duration” might relate to an observation in a number of ways, but without further documentation, it is impossible to know this for sure. “Duration” may also be measured in different ways with different units, and the processes of measuring the duration of an observation may not have been recorded or standardised. Furthermore, without a way of validating the input to this database, errors may find their way in. Whilst databases do have a minimal form of validation in the form of field data types (e.g. “behaviour_observation_id” might be required to be a non-negative whole number, “video_link” a string of fewer than 255 characters, etc.), these constraints provide almost no semantic insight into the *meaning* of a field. This type of validation also does not take broader context into account, adding sparse metadata to a dataset. By using well-defined vocabulary terms for field names and values, we can easily provide information such as:

- What was the breed of the dog, based on an agreed set of dog breed names?
- How were the researchers measuring the impact of a given behaviour on other dogs, based on an agreed measurement technique?
- What was the weather like on the day of the test, based on standard meteorological descriptions?
- Are the individuals observed related, based on a common vocabulary of familial relationships?

The ability to ask and answer questions such as these may well affect the ability of another researcher to find and reuse this dataset. If we wanted to get all behavioural observations collected on a rainy day, between siblings that are all black Labradors, we couldn't do this with our current database structure. Therefore, effective reuse of data requires that metadata be structured and composed of defined terms according to common agreed standards. Employing such standards enhances the value (and ultimate impact) of the data produced¹.

The role of ontologies for interoperability

Common vocabularies, standards, and dictionaries of agreed terms, or “facts”, can be represented as ontologies, i.e. formal descriptions of a domain of knowledge². Ontologies define *axioms*, i.e. terms and the relationships between them, that can be used to construct more complex statements of knowledge. For example, we are interested in finding information on crop trials involving Chinese Spring wheat in sub-Saharan Africa. Our first problem is one of vocabulary. There is not a single shared name for this geographical region: we could search for “sub-saharan Africa”, “Africa (sub-saharan)”, or one of many other permutations. The name of the data field containing this information could also be varied e.g. “Location”, “Region”, or “Country”. If trial data is not standardised across experiments, aggregating searches across multiple datasets quickly becomes a time-consuming manual task, if not impossible. However, by labelling with unambiguous ontology terms, we can specify exactly what we mean, thus increasing the usefulness of our data to other researchers.

Figure 1 shows an example of multiple datasets being aggregated in such a way. Three columns from three different spreadsheets are shown, where the field names “Location”, “region” and “LOC” could be resolved by a

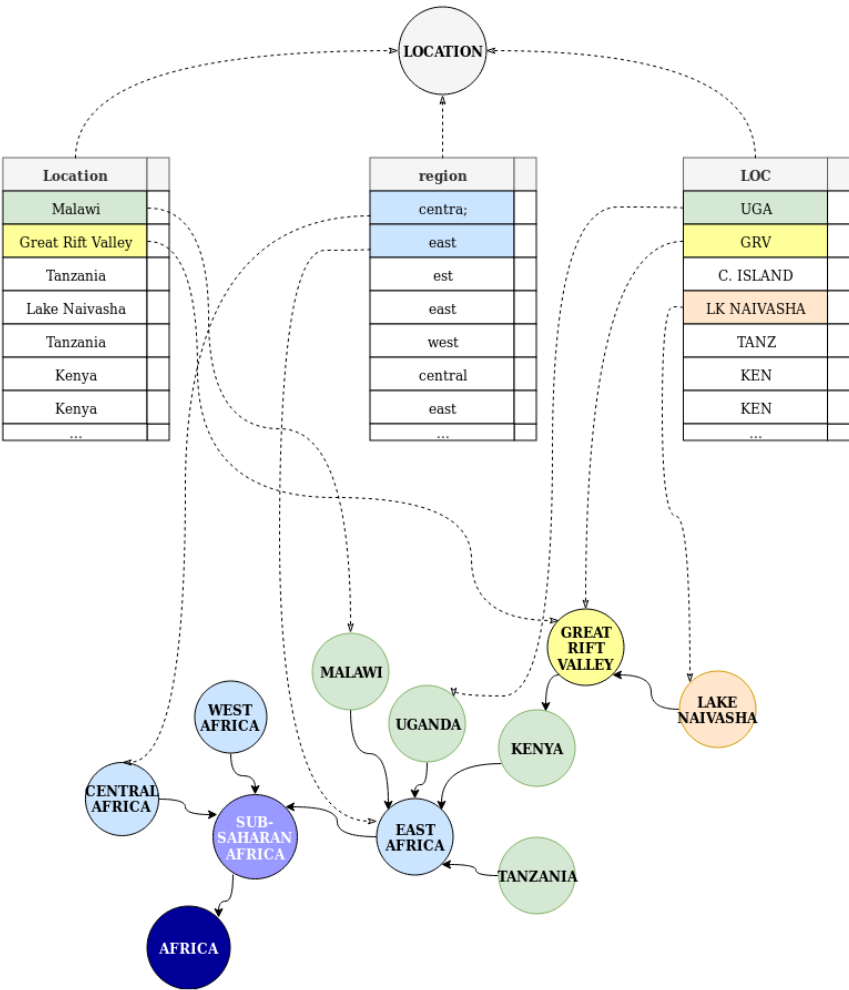


Figure 1. Different spreadsheet column headings can be mapped to unifying standard terms, and observations in rows can be mapped to a graph of hierarchical axioms that define a specific geographical location.

curator to the same ontology term “**LOCATION**”, telling us that they are labelling the same entity, i.e. a geographical area. The values “**Great Rift Valley**” and “**GRV**” also resolve to the same term, meaning that a common vocabulary is used, removing ambiguity. Similarly, incomplete and erroneous data can also be corrected to a degree. For instance, a curator would likely assume the value “centra;” to be both incomplete and misspelt. However, resolving it to the term “**CENTRAL AFRICA**” overcomes these inconsistencies. Data is often messy and needs active curation to resolve issues, either through manual editing or through the use of specific software. Tools such as OpenRefine³ are designed to facet human-readable terms and quickly highlight discrepancies.

Ontology terms are typically arranged into a directed acyclic graph (DAG) structure based on a model of a domain, where the nodes are the entities and the edges are the properties or relations between the entities. Part of the model may include a hierarchy, which allows us to infer context even when it is not explicitly provided. To continue the example, although none of the data in [Figure 1](#) are labelled with the term “**Sub-Saharan Africa**”, through the contextual hierarchy of the ontology (the graph defines “**Sub-Saharan Africa**” as composed of three more specific terms “**Central Africa**”, “**West Africa**”, and “**East Africa**”) a human or a machine is able to easily infer that all these data are part of “**Sub-Saharan Africa**”. Likewise, countries in East Africa (e.g. Malawi, Uganda, Kenya, Tanzania from the example above) are also inferred to be part of Sub-Saharan Africa, providing a broader context without the need for its explicit specification, and the added effort that would require.

To summarise, ontologies can be applied to any area of human endeavour where a consensus is required to benefit data access and interoperability. For example, ontologies are becoming recognised as vital elements of the data description and publication process to benefit research into food⁴ and its security⁵, and have become widely accepted for description and connection between varying inter-related disciplines such as human health and disease research⁶, multi-species anatomy⁷, gene function⁸ and plants and agriculture^{9–11}.

Standards for data sharing

The use of ontology terms to mark up data as in the examples above means that information becomes less ambiguous, and less ambiguity makes data more Findable, Accessible, Interoperable, and Reusable (FAIR)¹². The FAIR principles provide a framework for data producers to better disseminate and derive value from their data. The consideration of the FAIR principles in policy making in the life sciences was the result of efforts across the wider spectrum of scientific research communities to consolidate good data management practices into a concise set of core values. Whilst these values do not outline the “how’s” of data management, but rather the “why’s”, they provide a Maslow’s Hierarchy of Needs¹³ for researchers to start thinking more concretely about their data and their responsibility for its reuse by others, often well beyond the timeframes and immediate purposes originally envisaged when generating it. As such, advancing FAIR requires not just technical, but also cultural, considerations.

For example, as discussed above, the use of defined ontology terms to annotate data and data services helps to render data **findable** and **interoperable** - computers can be used to search, aggregate, and integrate data based on the occurrence of compatible terms (e.g. overlapping concepts or synonyms) between datasets. However, life science datasets tend to be disparate, except for a few large, curated, public data repositories (e.g. INSDC data warehouse resources, FlyBase, WormBase, Ensembl Genomes, etc.) The databases and data hosting services that house them may not mandate ontology terms for data description upon submission. Nor may publishers or funders, even those with mature Open Access policies that govern data as well as other research outputs. Furthermore, funding for data resources often comes at the national or research organisation level and historically only limited funding (e.g. the European Union Horizon 2020 calls for e-Infrastructure) has been available to develop global, or integrate international, standards or tools and systems to enhance and exploit them. However, a consensus is growing within the scientific community to make sure data services describe and expose their data using agreed standards¹⁴, in spite of the limited funding that may be available¹⁵.

From a recent NSF survey, it seems researchers are becoming more mindful of the value of well-described open and FAIR data and their responsibilities to provide it, but they often feel inadequately trained to do so¹⁶. The quantity of data produced from scientific experiments is becoming increasingly large and diverse. New approaches, such as BioSchemas¹⁷, are attempting to exploit the ubiquity of internet search engines and their metadata harvesting and indexing capacity to expose data through standard search results. Once datasets are discoverable, interoperability then relies on exposure of data through standard application programming interfaces (APIs) of which there are active and notable examples in the life sciences^{18,19}. However, data management tools, especially those used to annotate and describe data assets, tend not to be designed for typical biologists. Rather they are often designed for the small number of professional biocurators, and this may deter other researchers whose

participation is essential if curation capacity is to scale to match the growth of data production. Scientific institutions often lack these biocuration experts who could advise researchers²⁰. Moreover, the variety of research data means it is also important to maximise the pool of software engineers developing biocuration systems. This can be best achieved if code is published using an open-source licence.

Researchers need help to biocurate

Recording metadata for structured FAIR data remains difficult for researchers, and represents the “last mile” in scientific data publishing²¹. We believe the solution is to help users to publish FAIR data through user-friendly systems and workflows explicitly designed for that purpose. Alongside these, training and guidance about the ontologies suitable to annotate their data, and repositories suitable to house it, should be provided.

COPO is a platform for researchers to publish their research assets, providing metadata annotation and deposition capability. It allows researchers to describe their datasets according to community standards and broker the submission of such data to appropriate repositories whilst tracking the resulting accessions/identifiers. These identifiers can be used as citations for the richer context of a researcher’s output (i.e. Data production, Images, Source Code etc). As such, COPO directly addresses the Accessible and Interoperable tenets of FAIR²². This has been achieved by developing wizards built into a web-based platform to allow users to describe their data without having to resort to complex spreadsheets, multiple redundant data descriptions when handling multiple research object entities, or multiple submissions to different repositories. These wizards facilitate the use of metadata required by individual repositories, compliance with broader community standards, and are presented to users in an incremental linear fashion so as not to overburden them with large numbers of metadata fields at once. Metadata captured in these wizards is then automatically transformed into the format specified by the repository, removing this task from the user. The design is distinct from that of Dendro²³, CEDAR²⁴ and *-DCC²⁵, three other platforms with related capabilities. Dendro and *-DCC provides linear web forms, where the latter is specifically designed only for sequencing data submission. CEDAR uses dynamically created templates and, like COPO, allows arbitrary use of ontologies for data description. However, none of these provide rich wizard functionality based on bespoke institutional research data management policies. COPO uses these modular configurable wizard elements based on standard information interchange formats to build complex but easily navigable UIs. Furthermore, COPO is more advanced than *-DCC with respect to data upload management, i.e. broken or corrupted data uploads have to be fixed manually by an administrator within *-DCC, whereas COPO provides chunked uploads (data files are split up into smaller portions and each portion is checked for integrity) and supports upload resuming, making it much easier for users to handle large data files.

COPO mediates submission to many of the most widely used repositories in the life science community (e.g. the EMBL-EBI European Nucleotide Archive for genomics researchers, see Supported Schemas and Repository Types). As it is open source, COPO can be made specific to a community and/or repository used by that community through implementing new wizards that precisely meet their needs. We are working on supporting a larger set of data repositories as COPO matures and as submission routes to these repositories implement documented APIs. We provide two repository Use Cases below.

Methods

Implementation

COPO is primarily a Python application. At the time of writing, COPO runs on a Python 3.5.2 interpreter with Django 2.0.2 as the web framework. Python was chosen as it is a well used and documented language with an active development community. This ensures there are mature libraries for common tasks (such as web development, data loading or ingestion, visualisation, tabular data manipulation, statistical analysis, natural language processing, etc.), as well as cutting edge libraries for modern data science (such as Pandas, scikit-learn, TensorFlow and Numpy/SciPy). Python integrates easily into system-level scripting and is therefore suitable for “glue” projects where many components need to interoperate, such as web service platforms.

The Django web framework was chosen to handle the server side duties of COPO, as it is a tried and tested off-the-shelf solution used by many web services across the international academic, commercial and industrial sectors. A web framework provides developers with many commonly needed functionalities such as URL mapping, page templating, object relational mapping, session handling, user management and security checking. Django is updated regularly, has exceptionally good documentation and a large user base.

COPO uses an internal JavaScript Object Notation (JSON) data structure, or *schema*, to store metadata based on modular fragments that can be generated from a range of metadata management processes. JSON is a lightweight,

text-based, language-agnostic data interchange format, designed for machines to parse and generate data at scale. JSON is termed a “self-documenting” format, meaning that it is clear enough for a human to understand without reference to any supplementary information. Metadata can be represented in JSON as a collection of name/value pairs. JSON is a common data representation format for many public APIs due to its simplicity and readability. Libraries for manipulating JSON exist for most if not all commonly used programming languages²⁶.

Both **Postgres** 9.6 and **MongoDB** 3.4 databases are used for backend storage: Postgres for structured data such as housekeeping tasks related to Django (user accounts, sessions etc); and MongoDB to store the COPO JSON data objects and metadata. MongoDB is a NoSQL database, i.e. the schema does not need to be predefined, facilitating the support of highly heterogeneous metadata without the need for complex schema design. Data files (e.g. raw sequence data, images, PDFs) uploaded to COPO are held on an Isilon storage array - a robust, scale out network-attached storage (NAS) solution for high-volume storage, backup and archiving of unstructured data²⁷. COPO currently benefits from a shared access to over 3.4 petabytes of storage space on this platform, which provides it with the scope to manage the large volume of data brokered through the system. **iRODS** 4.1.11²⁸ is a framework for abstracting and federating data storage or repositories in a way that promotes data virtualisation, data discovery, data policy automation and secure collaboration across sites. The use of iRODS is being tested in COPO in order to provide a storage solution that is agnostic of any specific hardware resource architecture.

The user interface (UI) components of COPO have been developed primarily using the Javascript **jQuery** 2.1.4 library and the **Bootstrap** 3 framework. Additional javascript UI libraries used include **DataTables** 1.10.18 for displaying and paginating lists of data, **Semantic UI** 2.4.0 for UI controls such as buttons and sliders, **Handsontable** 7.1.0 for displaying spreadsheet type data, and **Fuel UX** 3.12.0 for creating the COPO wizards.

Operation

COPO has been dockerized therefore a standard development implementation can be easily built and run. Download the latest version from <https://github.com/collaborative-open-plant-omics/COPO/releases> and follow the instructions in the README.md file. Minimum requirements vary depending on the work the COPO instance will be running, but for development, we recommend at least 2GB of RAM and 2 CPU cores. The installation method has been tested on Ubuntu 18.04 and OSX 10.14. We recommend using Firefox.

Under the hood

The primary mechanism COPO uses to collect metadata is the *wizard*, which represents the simplest form of an expert system. Wizards consist of a series of interactive stages or form pages which are displayed sequentially, showing users paths through a task based on answers they have given to previous questions. Fields in these wizard stages contain labels, help tips and controls, which guide the user to enter the required metadata. Some of these controls look up bespoke lists of values that are not in a formal ontology but are required by a repository, some (such as calendars) always construct data in a valid format, whilst others perform a lookup call on the **Ontology Lookup Service**²⁹ and complete a valid ontology reference.

New COPO wizards can easily be configured by defining JSON schemas that comprise the metadata representation for a given repository. Metadata representations between COPO and data repositories are powered by the ISA JSON schema³⁰, allowing information on metadata fields and their rendering to be stored in a central place. For example, fields for a particular type of submission are stored in the same JSON file, with each field having an entry with a unique ID to that field type, specification on type of control to be rendered on a web page to collect the data, whether it's required, the names it has had in the past, label, help text, etc. (see **Box 1**). From this JSON representation, UI controls are automatically generated and rendered to collect such metadata during submission (see **Figure 2**). This simplifies maintenance and rendering of the UI and also means that creating a submission wizard for a new repository/datatype is as simple as copying and pasting an existing JSON fragment and changing the fields as required. This new configuration will then be rendered without having to write any HTML.

Experimental metadata management

As indicated above, COPO uses the ISA JSON representation to keep experimental metadata for further data sharing and data publication. The ISA framework³¹ comprises an established data model and a set of open source tools supporting users to provide rich descriptions of their experimental data. ISA stands for Investigation (the project context), Study (a unit of research) and Assay (an analytical measurement). The ISA data model is provided in a variety of serialisations: CSV/TSV tabular format, the Resource Description Framework (RDF) for linked data, and as JSON³². There is a large and international community of ISA adopters and developers associated with the ISAcommons³¹ that ranges from public repositories to institutional repositories, funded research consortia and data journals.

Box 1. Example COPO schema fragment showing both rendering (under “description”) and data collection (under “attributes”) sections

```
{
  "description": {
    "stages": [
      {
        "ref": "library_preparation",
        "title": "Library Preparation",
        "message": "Specify the origin of the sequenced material",
        "items": [
          {
            "id": "library_layout",
            "type": "string",
            "help_tip": "Select a type for your information product",
            "label": "Library layout",
            "required": true,
            "control": "copo-single-select",
            "option_values": [
              "SINGLE",
              "PAIRED",
            ]
          },
          ...
        ]
      },
      ...
    ],
    "attributes": {
      "library_preparation": {
        "library_layout": "PAIRED"
      }
    }
  }
}
```

The ISA model and tools allow the description of experimental details workflows, sample characteristics, technology and measurement types, sample-to-data relationships, and source to sample data processes. The ISA model can also be configured to be compliant with the minimum information requirements for different domains.

Supported schemas and repository types

‘Omic sequence and feature data. COPO supports the brokering of sequence reads, assemblies, and annotations. We are currently working with repository maintainers to develop wizards for the more esoteric analysis data types, such as optical maps. Data files are uploaded to the EMBL-EBI European Nucleotide Archive servers, and wizards are provided to assist users in fulfilling the requirements of the EBI submission schemas without them needing to create spreadsheets, XML fragments or use the ENA command line tool. The full ENA/SRA metadata fragment is created and the submission happens seamlessly for the user. We describe this in more detail in the Use Case example below.

Phenomics data. Collection and deposition of phenotypic experiments is partially supported. The MIAPPE (Minimal Information About Plant Phenotyping Experiments) schema is implemented to collect the required metadata for such experiments. At the time of writing, there is currently no formal repository into which of these data can be deposited. However, the EMBL-EBI have recently announced their BioImaging repository³³, which is able to accept any image-based phenotyping datasets. Submission will be supported in an upcoming COPO version.

Agriculture data. The CG Core metadata schema³⁴ is implemented in COPO as a pilot for agricultural data annotation for the 15 Consultative Group on International Agricultural Research (CGIAR) agricultural research for development centers. A more generalised version of this implementation will soon be more widely available for other entities wanting to describe agricultural data. CG Core is a minimum metadata specification based on the Dublin Core standard to collect descriptive metadata on agronomic, plant breeding, socioeconomic, genomic, and other agricultural information products. Each of the 15 centres store their datasets and publications on centre-specific publicly accessible digital repositories based on one of three repository software implementations,

Figure 2. Showing the automatic rendering of the field specified in the schema in **Box 1**.

i.e. DataVerse, dSpace or CKAN (see below). The CG Core schema allows consistent description of these data assets for easier discovery and access. We describe this in more detail in the Use Case section.

Other scholarly data types. COPO can be used to annotate other information types such as images, presentations, figures, text documents, and PDFs. The Dublin Core metadata specification³⁵ is also employed for these, and submission is supported to institutional instances of Dataverse³⁶, DSpace³⁷ or CKAN³⁸, all of which are free, open-source, off-the-shelf repository applications. COPO also enables submissions to figshare³⁹. Figshare is a centralised general purpose repository whilst CKAN and Dataverse can be installed on local servers (figshare also supports institutional installations of the software but only through a paid model⁴⁰). There is a publicly accessible instance of Dataverse available for those who cannot host their own⁴¹.

Deployment architecture

The COPO infrastructure is currently housed within the CyVerse UK virtual infrastructure⁴², supported by the Earlham Institute (EI) National Capability in e-Infrastructure (EI NCG NC3)⁴³. COPO uses the **Docker**⁴⁴ containerisation software to house the service deployments, i.e. MongoDB, iRODS, the Django web application and the project website. These Docker containers are managed using Docker Swarm technology to ease orchestration, deployment, and load-balancing challenges (see **Figure 3**). A default swarm configuration is supplied with COPO, but deployment will need certain properties set by a system administrator, i.e. COPO has a central management node that handles the configuration and setup of the swarm, where system administrators need to supply storage volumes, secret keys, and service definitions for swarm worker nodes. These worker nodes comprise the underlying software stack of databases, web servers and indexers. This modern modular approach to deploying web services makes it possible for third parties to quickly and easily initiate their own versions of COPO.

Use case - Sequence read submission to European Nucleotide Archive

A researcher has undertaken a sequencing experiment, and has a number of files containing the filtered and quality-controlled reads representing the nucleic acids that have been sequenced. Once the researcher is ready to submit this read data, they can log into the COPO system using their Open Researcher and Contributor ID (ORCID). Once logged in, the user can either upload their read data, or describe their samples. UIs have been

developed to streamline this process as much as possible. For example, multiple sample objects can be created at once. If the user has existing sample objects in the system, these can be cloned, saving time and effort if a researcher is working on similar organisms, studies, or protocols. Organism names are auto-completed with reference to the NCBI Taxonomy ontology⁴⁵. Once the required sample objects have been created, the user uploads their sequence data. COPO will compress (gzip) data files if this has not already been done.

The user can then choose a number of files to describe simultaneously in a “bundle”, whereby bundled files are labelled with the same metadata. For example, if there are 50 samples and 50 corresponding files in a bundle, the user only has to go through the description wizard once. Users can also work with unbundled datasets which is useful if the metadata is heterogeneous, e.g. if each data file being submitted is from a different organism or sequenced using different sequencing technologies. The metadata fields which are displayed in the wizard are constructed in line with the schema of the target repository for which the submission is intended. In doing so, the burden of managing metadata revisions, as well as the minimum set of requirements, from different repositories is removed from the researcher and offloaded to COPO. Once the metadata description wizard is complete, the user can then view the metadata for all the files and change any values which are not common in a spreadsheet-like tabular user interface. In the wizard the user also defines which corresponding files each sample object relates to. This is a time-consuming task for researchers as care has to be taken to ensure samples are exactly matched to output files, and COPO aims to reduce errors by making simple sanity checks on sample attribution to data files (number of samples per file, duplicated samples, R1 and R2 files for paired end sequencing experiments, etc). Upon completion, the user is taken to the submission page, where they are shown a progress indicator. During the submission process, the required metadata (in this case ENA submission, study, experiment, run and, as required, analysis XMLs) is produced, the datafiles are physically transferred to the ENA servers, the metadata is validated, and the submission completed (see [Figure 4](#)). To our knowledge, COPO is one of the first web-based service implementations of the new EMBL-EBI ENA command line validation client⁴⁶. The validation process is very resource intensive and the public COPO instance uses the CyVerse UK HPC cloud environment⁴² to undertake validation.

COPO supports the ENA embargo process whereby researchers can upload data and metadata but not yet make the data public, typically waiting for a publication to be submitted. In any case, ENA accessions for the submission are stored in COPO and are available to the user to publish, and for others to search once public. An example COPO-submitted ENA project can be found under the accession [PRJEB30905](#).

Use Case - Submission of CGIAR data to custom data repositories

Digital repositories used by CGIAR centres are hosted locally in some cases, and centralised in others, depending on the repository platform and the centre. Metadata for information resources (typically datasets and

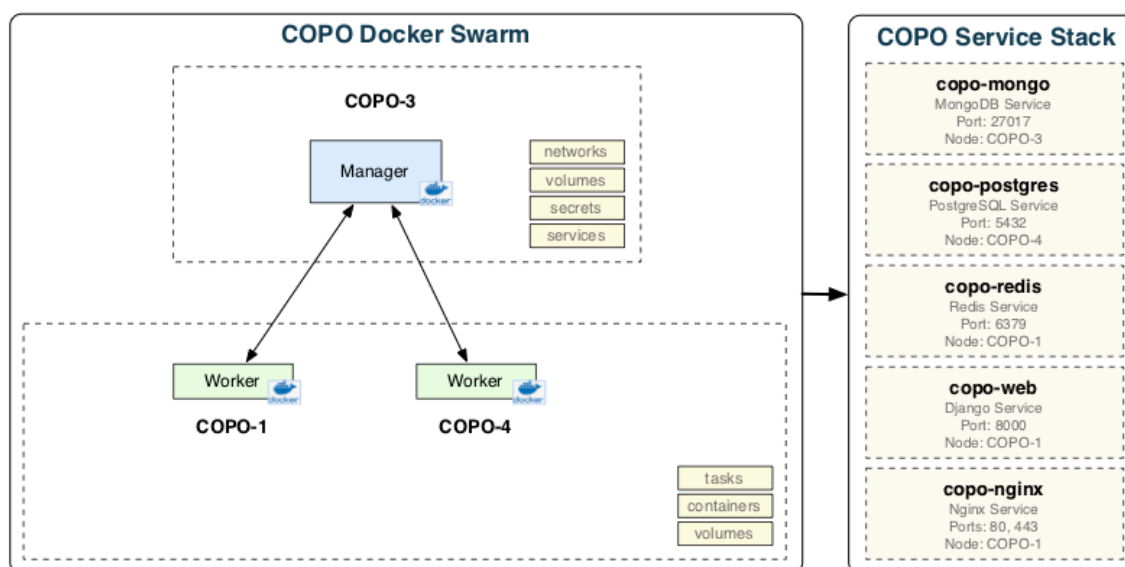


Figure 3. COPO deployment architecture using Docker Swarm.

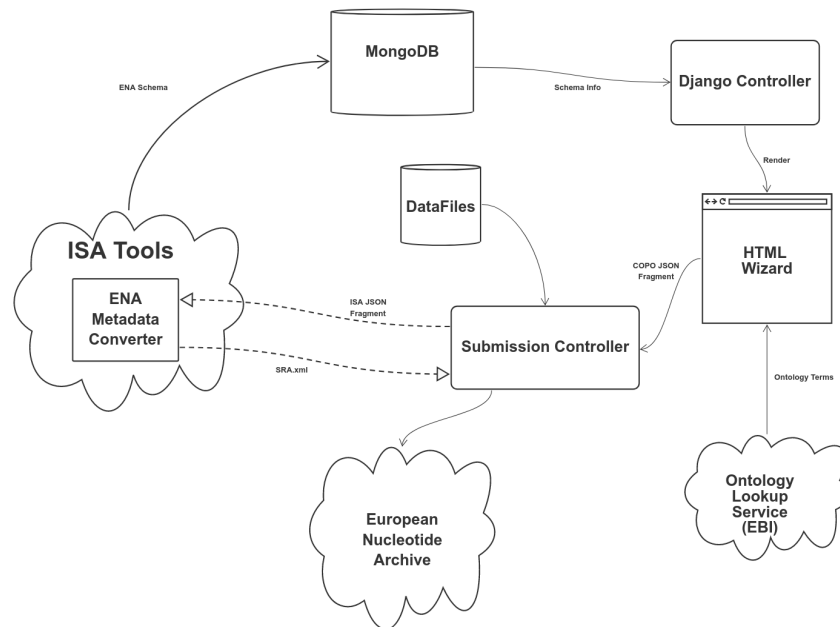


Figure 4. Overview of COPO to ENA Submission Workflow.

publications) are entered by the different data curators and information specialists in each centre. The objective of the CG Core metadata schema is to harmonise descriptions of agricultural resources across the CGIAR centres through a minimum metadata set to maximise discoverability and interoperability. COPO provides a unique entry point to the different systems to guarantee that the metadata are captured in a unified way across the different centre repositories. COPO user interfaces are generated based on the CG Core specification, with the advantage of providing data validation checks while the metadata are entered by the end user. COPO captures the full metadata set of the CG Core, although some data repositories only accept a subset of it. By retaining this metadata alongside links to these repositories, COPO improves the provenance of these records despite the full CG Core metadata not being supported by institutional repositories themselves. This is a by-product of repositories effectively being legacy systems, where either the repository wants to remain general to reduce metadata requirement overload, or highly specific but not able to future-proof any and all possible metadata specifications arising from a community. Managing this extra metadata becomes important for specific internal reporting, where metadata needs to be recorded in a harmonised way, i.e. donor information. Thus in future, as COPO is not intended to be a repository in its own right, we will also submit these additional metadata fragments to a public repository, e.g. Zenodo⁴⁷, to mint DOIs for the metadata and support data citation (where data is published with a unique identifier, a short publication is written to describe that dataset, and a DOI is minted to allow citation of that dataset to demonstrate use). The full metadata information can then be used by GARDIAN⁴⁸, the CGIAR metadata harvester and aggregator that allows users to discover datasets and publications using rich queries. The integration of COPO and GARDIAN aims to improve user experience to search across the CGIAR information products (see Figure 5), based on the implementation of core ontologies to describe those products⁴.

Discussion

The “data deluge” has preoccupied data scientists and knowledge managers for the last decade. It has been the subject of popular news articles⁴⁹, some of which suggest Big Data will see the end of hypothesis-driven science⁵⁰. The current investment into data generation far outstrips investment in data curation. Many commentaries about the reproducibility and reuse of code, data, and information within publications make sensible points: researchers need to make their digital research outputs available, with requisite associated metadata for reproducibility, and in formats that are open and computationally accessible^{50–55}. However, many if not all of these studies mention in passing, and omit concrete details and processes for, one crucial step: *researchers find it hard and time-consuming to annotate their data with standard vocabularies*. Both technical solutions and coordinated community efforts will be required to manage future datasets and the legacy data that resides in individual group workstations and databases which are no longer actively maintained or curated.

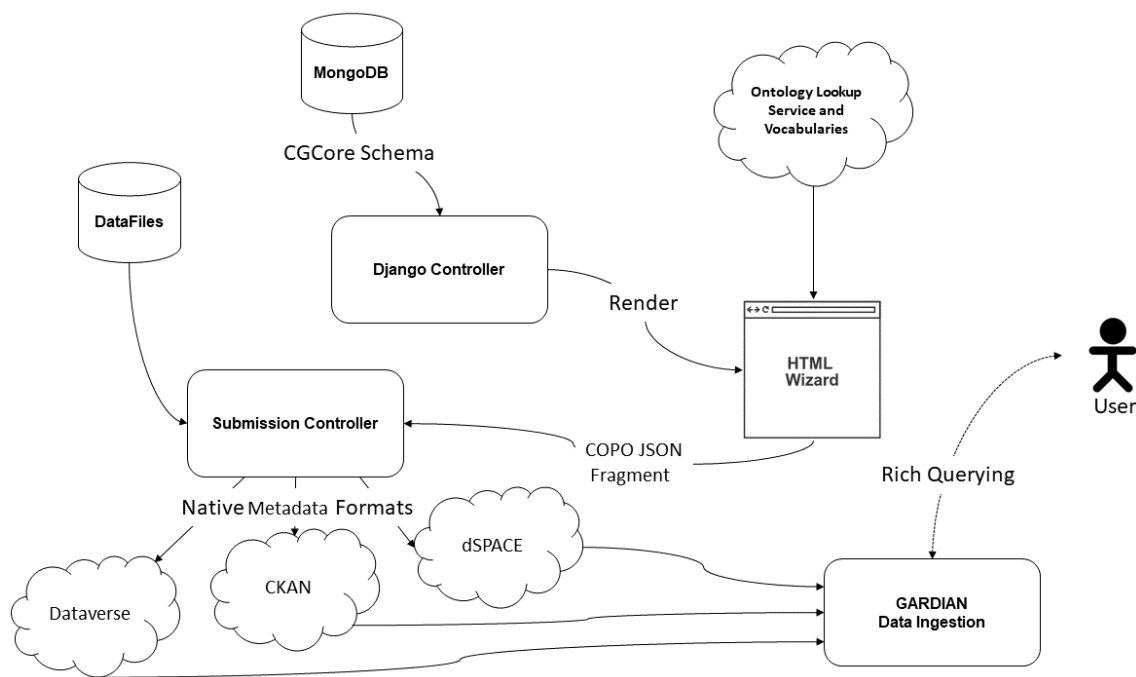


Figure 5. Overview of COPO to CGCore Submission Workflow.

The open source movement in the life sciences is a powerful force, with tools and algorithms developed continuously and released via websites such as Github and Bitbucket. Funders are particularly interested in the impact of algorithms, software tools, and databases to further bioscience. These, including web-based systems, can be submitted as first-class research outputs in many grant reporting platforms, e.g. the United Kingdom Research and Innovation (UKRI) ResearchFish⁵¹ system. *However, data citation is still a novel concept, and the cost of curation is perceived to be high relative to the cost of producing datasets*, particularly raw data generation such as nucleic acid (genome, transcriptome, etc) sequencing. Easing the “FAIRification” of data and enabling the tracking of its impacts can be invaluable for their predestined communities. Further work will enable a rich set of search APIs within COPO to allow users to more accurately track where their data has been used.

The correct ontologies and terms to use to annotate data might not be immediately obvious to researchers, nor where the data should be deposited. FAIRsharing⁵⁶ works to fill this gap by providing concrete guidance and tools to enable discovery and use of the appropriate terminology, metadata and data standards. It can also help users determine repositories that implement those standards and which journal and funder policies recommend them. However, individual researchers must still search for and assimilate this information. Finding the relevant standards and repositories is only the first step, and institutions may employ dedicated research data managers to help researchers take the next step of annotating data using community standards. Data management employment positions are rare and very specialised to a given domain of knowledge. Therefore, there remains a professional chasm between researchers who know they need to manage their research data, the tools that are available to allow them to do it, and the people with the epistemological expertise to assist them⁵⁷.

Data brokering systems can help greatly to bridge this gap and help researchers realise the practical aspects of sharing FAIR data. Many years of experience developing the ISA framework and related semantic architectures has shown us that *standards-driven annotation and data reformatting for brokering purposes needs to be “made invisible” to users in order to promote uptake*. This idea can be brought into line with recent thinking around how to rework the Hierarchy of Needs to something more like a “Hierarchy of Changes”⁵⁸. COPO is firmly at the “Make it normative” stage, i.e. COPO has been designed with usability in mind, and we have used numerous focus groups to gain feedback on features and the main metadata wizards within the system. We have also presented COPO at events organised by large public data repository managers such as the EMBL-EBI ENA to ensure COPO complements and exploits the submission tools provided by such resources.

Normalising semantic metadata attribution at the researcher and data manager level in COPO means that we now need to consider the “Make it rewarding” and “Make it required” stages. Rewards and incentives for good behaviour help reinforce learning and behavioural change in humans. However, the incentive and reward structures are not yet in place for data (as opposed to journal) publication⁵⁷. Therefore, to make research data truly FAIR, the scientific community needs to address how sharing and reuse of information outputs is both valued and how it adds value to research in a particular domain. Crop breeding, for example, is an area where standardisation efforts and FAIR data have huge potential to modernise and revolutionise research and applied technological solutions for food security^{59,60}. *These changes are fundamental to allow the application of modern data integration and interrogation approaches and tools to help unlock the value of knowledge held in disparate research groups, institutions, and communities.*

Conclusions

COPO is a semantic metadata annotation and data brokering platform, initially designed to ease data curation and submission to public repositories for plant scientists. However, as it allows for the flexible selection, constraint, and use of any public or user-specified ontology, COPO is applicable to any domain of knowledge, and has already been customised for agricultural data assets through work with the CGIAR System for international agricultural research for development. As well as a free-to-use central production installation running at the Earlham Institute, COPO is open source under the MIT licence, and therefore freely usable by any institution for their own research data management needs. The tool is packaged in Docker containers for both easy testing and deployment in production. COPO aims to address both the “first mile” and “last mile” of data management to make research outputs FAIR: the former, where users are able to address the final stages of preparing data for publication, is an often-overlooked resource-intensive part of the publication cycle; and the latter, where research objects are sufficiently described and made freely available for others through public or institutional repositories.

Data availability

Underlying data

All data underlying the results are available as part of the article and no additional source data are required.

Software availability

Software available from: <https://copo-project.org/>

Source code available from: <https://github.com/collaborative-open-plant-omics/COPO>

Archived source code at time of publication: <http://doi.org/10.5281/zenodo.3833882>⁶¹

License: MIT

References

1. International Society for Biocuration: **Biocuration: Distilling data into knowledge**. *PLoS Biol.* 2018; 16(4): e2002846.
[PubMed Abstract](#) | [Publisher Full Text](#) | [Free Full Text](#)
2. Gruber TR: **A translation approach to portable ontology specifications**. *Knowl Acquis.* 1993; 5(2): 199–220.
[Publisher Full Text](#)
3. **openrefine**.
[Reference Source](#)
4. Dooley DM, Griffiths EJ, Gosal GS, *et al.*: **FoodOn: a harmonized food ontology to increase global food traceability, quality control and data integration**. *NPJ Sci Food.* 2018; 2: 23.
[PubMed Abstract](#) | [Publisher Full Text](#) | [Free Full Text](#)
5. Arnaud E, Laporte MA, Kim S, *et al.*: **The Ontologies Community of Practice: An Initiative by the CGIAR Platform for Big Data in Agriculture**. *Patterns.* 2020.
[Publisher Full Text](#)
6. Kibbe WA, Arze C, Felix V, *et al.*: **Disease Ontology 2015 update: an expanded and updated database of human diseases for linking biomedical knowledge through disease data**. *Nucleic Acids Res.* 2015; 43(Database issue): D1071–D1078.
[PubMed Abstract](#) | [Publisher Full Text](#) | [Free Full Text](#)
7. Mungall CJ, Torniai C, Gkoutos GV, *et al.*: **Uberon, an integrative multi-species anatomy ontology**. *Genome Biol.* 2012; 13(1): R5.
[PubMed Abstract](#) | [Publisher Full Text](#) | [Free Full Text](#)
8. Harris MA, Clark J, Ireland A, *et al.*: **The Gene Ontology (GO) database and informatics resource**. *Nucleic Acids Res.* 2004; 32(Database issue): D258–D261.
[PubMed Abstract](#) | [Publisher Full Text](#) | [Free Full Text](#)
9. Matteis L, Chibon PY, Espinosa H, *et al.*: **Crop Ontology: Vocabulary For Crop-related Concepts**. 2013.
[Reference Source](#)
10. Cooper L, Walls RL, Elser J, *et al.*: **The plant ontology as a tool for comparative plant anatomy and genomic analyses**. *Plant Cell Physiol.* 2013; 54(2): e1.
[PubMed Abstract](#) | [Publisher Full Text](#) | [Free Full Text](#)
11. Jonquet C, Toulet A, Arnaud E, *et al.*: **AgroPortal: A vocabulary and ontology repository for agronomy**. *Comput Electron Agric.* 2018; 144: 126–143.
[Publisher Full Text](#)
12. Wilkinson MD, Dumontier M, Jan Aalbersberg IJ, *et al.*: **The FAIR Guiding Principles for scientific data management and**

- stewardship. *Sci Data*. 2016; 3: 160018.
[PubMed Abstract](#) | [Publisher Full Text](#) | [Free Full Text](#)
13. Maslow AH: **A Theory of Human Motivation**. *Psychological Review*. 1943; 50(4): 370–396.
[Publisher Full Text](#)
 14. Sansone SA, McQuilton P, Rocca-Serra P, *et al.*: **FAIRsharing as a community approach to standards, repositories and policies**. *Nat Biotechnol*. 2019; 37(4): 358–367.
[PubMed Abstract](#) | [Publisher Full Text](#) | [Free Full Text](#)
 15. Reiser L, Berardini TZ, Li D, *et al.*: **Sustainable funding for biocuration: The Arabidopsis Information Resource (TAIR) as a case study of a subscription-based funding model**. *Database (Oxford)*. 2016; 2016: baw018.
[PubMed Abstract](#) | [Publisher Full Text](#) | [Free Full Text](#)
 16. Barone L, Williams J, Micklos D: **Unmet needs for analyzing biological big data: A survey of 704 NSF principal investigators**. *PLoS Comput Biol*. 2017; 13(10): e1005755.
[PubMed Abstract](#) | [Publisher Full Text](#) | [Free Full Text](#)
 17. Michel F: **The Bioschemas Community: Bioschemas & Schema.org: a Lightweight Semantic Layer for Life Sciences Websites**. *Biodiversity Information Science and Standards*. 2018; 2: e25836.
[Publisher Full Text](#)
 18. Selby P, Abbeloos R, Backlund JE, *et al.*: **BrAPI - an Application Programming Interface for Plant Breeding Applications**. *Bioinformatics*. 2019; 35(20): 4147–4155.
[PubMed Abstract](#) | [Publisher Full Text](#) | [Free Full Text](#)
 19. SmartAPI: **Building a connected network of FAIR APIs**. *SmartAPI*.
[Reference Source](#)
 20. **Growing demand for data science leaves Britain vulnerable to skills shortages**. Royal Society, 2019.
[Reference Source](#)
 21. Gabridge T: **Last Mile: Liaison Roles in Curating Science and Engineering Research Data**. RLI 265; 2009.
[Publisher Full Text](#)
 22. Leonelli S, Davey RP, Arnaud E, *et al.*: **Data management and best practice for plant science**. *Nat Plants*. 2017; 3: 17086.
[PubMed Abstract](#) | [Publisher Full Text](#)
 23. da Silva JR, da Silva JR, Castro JA, *et al.*: **Dendro: Collaborative Research Data Management Built on Linked Open Data**. *Lecture Notes in Computer Science*. 2014; 483–487.
[Publisher Full Text](#)
 24. Gonçalves RS, O'Connor MJ, Martínez-Romero M, *et al.*: **The CEDAR Workbench: An Ontology-Assisted Environment for Authoring Metadata that Describe Scientific Experiments**. *Lecture Notes in Computer Science*. 2017; 103–110.
[Publisher Full Text](#)
 25. Hörtenhuber M, Mukarram AK, Stoiber MH, *et al.*: ***DCC: A platform to collect, annotate, and explore a large variety of sequencing experiments**. *Gigascience*. 2020; 9(3): gaaa024.
[PubMed Abstract](#) | [Publisher Full Text](#) | [Free Full Text](#)
 26. **JSON**.
[Reference Source](#)
 27. **A Closer Look at the Dell EMC Isilon NAS Storage Platform**. *Virtualization Review*.
[Reference Source](#)
 28. **iRODS**.
[Reference Source](#)
 29. Cote RG, Jones P, Martens L, *et al.*: **The Ontology Lookup Service: more data and better tools for controlled vocabulary queries**. *Nucleic Acids Res*. 2008; 36(Web Server issue): W372–W376.
[PubMed Abstract](#) | [Publisher Full Text](#) | [Free Full Text](#)
 30. **The ISA-JSON format**.
[Reference Source](#)
 31. Sansone SA, Rocca-Serra P, Field D, *et al.*: **Toward interoperable bioscience data**. *Nat Genet*. 2012; 44(2): 121–126.
[PubMed Abstract](#) | [Publisher Full Text](#) | [Free Full Text](#)
 32. González-Beltrán A, Maguire E, Sansone SA, *et al.*: **linkedISA: semantic representation of ISA-Tab experimental metadata**. *BMC Bioinformatics*. 2014; 15(Suppl 14): S4.
[PubMed Abstract](#) | [Publisher Full Text](#) | [Free Full Text](#)
 33. **BiImage Archive - a new hub for biological images**.
[Reference Source](#)
 34. **AgriculturalSemantics: AgriculturalSemantics/cg-core**. *GitHub*.
[Reference Source](#)
 35. **DCMI: Dublin Core**.
[Reference Source](#)
 36. **The Dataverse Project - Dataverse.org**.
[Reference Source](#)
 37. **DSpace - A Turnkey Institutional Repository Application**. Duraspace.org.
[Reference Source](#)
 38. ckan: ckan.
[Reference Source](#)
 39. **figshare - credit for all your research**.
[Reference Source](#)
 40. Reed RB: **figshare for Institutions**. *J Med Libr Assoc*. 2016; 104(4): 376–378.
[Publisher Full Text](#) | [Free Full Text](#)
 41. **Harvard Dataverse**.
[Reference Source](#)
 42. **CyVerse UK – CyberInfrastructure for life science**.
[Reference Source](#)
 43. **National Capability in e-Infrastructure**. *Earlham Institute*. 2018.
[Reference Source](#)
 44. **What is a Container? | Docker**. *Docker*.
[Reference Source](#)
 45. Federhen S: **The NCBI Taxonomy database**. *Nucleic Acids Res*. 2012; 40(Database issue): D136–D143.
[PubMed Abstract](#) | [Publisher Full Text](#) | [Free Full Text](#)
 46. European Nucleotide Archive: **webin-cli**. *GitHub*.
[Reference Source](#)
 47. **Zenodo - Research**. Shared.
[Reference Source](#)
 48. **GARDIAN**.
[Reference Source](#)
 49. Hannay T: **Stop the deluge of science research**. *The Guardian*. 2014.
[Reference Source](#)
 50. Mazzocchi F: **Could Big Data Be the End of Theory in Science? A Few Remarks on the Epistemology of Data-Driven Science**. *EMBO Rep*. 2015; 16(10): 1250–5.
[PubMed Abstract](#) | [Publisher Full Text](#) | [Free Full Text](#)
 51. **Researchfish: Research Impact Assessment Platform**. *researchfish*.
[Reference Source](#)
 52. **Six factors affecting reproducibility in life science research and how to handle them**.
[Reference Source](#)
 53. Chen X, Dallmeier-Tiessen S, Dasler R, *et al.*: **Open is not enough**. *Nat Phys*. 2018; 15: 113–119.
[Publisher Full Text](#)
 54. Grüning B, Chilton J, Köster J, *et al.*: **Practical Computational Reproducibility in the Life Sciences**. *Cell Syst*. 2018; 6(6): 631–635.
[PubMed Abstract](#) | [Publisher Full Text](#) | [Free Full Text](#)
 55. Fanelli D: **Opinion: Is science really facing a reproducibility crisis, and do we need it to?** *Proc Natl Acad Sci U S A*. 2018; 115(11): 2628–2631.
[PubMed Abstract](#) | [Publisher Full Text](#) | [Free Full Text](#)
 56. **FAIRsharing**.
[Reference Source](#)
 57. Leonelli S: **What Difference Does Quantity Make? On the Epistemology of Big Data in Biology**. *Big Data Soc*. 2014; 1(1).
[PubMed Abstract](#) | [Publisher Full Text](#) | [Free Full Text](#)
 58. **Strategy for Culture Change**.
[Reference Source](#)
 59. Ribaut JM, Ragot M: **Modernising breeding for orphan crops: tools, methodologies, and beyond**. *Planta*. 2019; 250(3): 971–977.
[PubMed Abstract](#) | [Publisher Full Text](#)
 60. Pommier C, Michotey C, Cornut G, *et al.*: **Applying FAIR Principles to Plant Phenotypic Data Management in GnplS**. *Plant Phenomics*. 2019; 2019: 1671403.
[Publisher Full Text](#)
 61. Shaw F, Etuk A, Minotto A: **collaborative-open-plant-omics/COPO: Release for F1000 Paper (Version v1.0.0)**. *Zenodo*. 2020.
<http://www.doi.org/10.5281/zenodo.3833882>

Open Peer Review

Current Peer Review Status:  

Version 1

Reviewer Report 19 October 2020


<https://doi.org/10.5256/f1000research.26361.r72305>

© 2020 Daub C et al. This is an open access peer review report distributed under the terms of the [Creative Commons Attribution License](#), which permits unrestricted use, distribution, and reproduction in any medium, provided the original work is properly cited.



Matthias Hörtenhuber

Department of Biosciences and Nutrition, Karolinska Institutet (KI), Stockholm, Sweden

Carsten O. Daub 

Department of Biosciences and Nutrition, Science For Life Laboratory (SciLifeLab), Karolinska Institutet (KI), Stockholm, Sweden

Brief Summary

This article describes a web-based platform supporting researchers with step-by-step guidance with so-called wizards to annotate their datasets according to community based standards. The system then allows uploading the data and corresponding annotation to data repositories such as ENA or CGIAR centres. The platform is available as source code, as Docker image and well as on a web server provided by the authors.

Major issues

The documentation for development and deployment is missing. It would be especially helpful to show concrete examples how to introduce a new ontology and how to customize the platform.

Minor issues

Text

Page 5: "and less ambiguity makes data more Findable, Accessible, Interoperable, and Reusable (FAIR)": less ambiguity doesn't result in "more Accessible".

Page 6: "(i.e. Data production, Images, Source Code etc). ": Set these to lower case.

Page 6: "as well as cutting edge libraries for modern data science (such as Pandas, scikit-learn, TensorFlow and Numpy/SciPy)." Unclear why this aspect of python is needed for a data annotation platform, which is usually hosted on platforms not suited for heavy computation.

Page 6: "COPO runs on a Python 3.5.2 interpreter with Django 2.0.2 as the web framework.": According to your docker and requirements file, is the python version 6 and Django is 2.1.4. Related to that, I would recommend upgrading to Django 2.2, which has long term support at

least until 2022.

Page 7 "COPO uses the ISA JSON representation": Specify version of ISA framework you are using and mention that they are based on json-schema draft 4.

web docs

Add a video tour through the functionalities of the platform.

COPO web demo

I can reproduce a 500 Server error when trying to edit the metadata of an upload txt file.

Source Code

- The Readme should be expanded. Provide example links to the ORCID dev tools, where you can apply for the needed keys. Give an example of which redirect URIs COPO is expecting from ORCID. Give a link to ENA's Webin.
- `docker-compose.yml` doesn't contain `\${COPO_KEYS}`, which are mentioned in the readme. Instead still contains the development file paths.
- The building step for coop-web fails with:

```

```
ERROR: Could not find a version that satisfies the requirement pdfminer3k==1.3.1 (from -r
/tmp/requirements/base.txt (line 110)) (from versions: 1.3.2, 1.3.3, 1.3.4)
ERROR: No matching distribution found for pdfminer3k==1.3.1 (from -r
/tmp/requirements/base.txt (line 110))
ERROR: Service 'copo-web' failed to build : The command '/bin/sh -c pip install -r
/tmp/requirements/dev.txt' returned a non-zero code: 1
```
```

Changing the required version to `pdfminer3k==1.3.2` fixes this.

Is the rationale for developing the new software tool clearly explained?

Yes

Is the description of the software tool technically sound?

Yes

Are sufficient details of the code, methods and analysis (if applicable) provided to allow replication of the software development and its use by others?

No

Is sufficient information provided to allow interpretation of the expected output datasets and any results generated using the tool?

Yes

Are the conclusions about the tool and its performance adequately supported by the findings presented in the article?

Partly

Competing Interests: No competing interests were disclosed.

Reviewer Expertise: Bioinformatics, data annotation and curation specifically for sequencing data

We confirm that we have read this submission and believe that we have an appropriate level of expertise to confirm that it is of an acceptable scientific standard, however we have significant reservations, as outlined above.

Reviewer Report 11 June 2020

<https://doi.org/10.5256/f1000research.26361.r64267>

© 2020 Lyons E. This is an open access peer review report distributed under the terms of the [Creative Commons Attribution License](#), which permits unrestricted use, distribution, and reproduction in any medium, provided the original work is properly cited.



Eric Lyons

School of Plant Sciences, University of Arizona, Tucson, AZ, USA

Summary of work:

The overall problem COPO seeks to address are challenges in ensuring that publishing of digital life science research products (data) comply with FAIR data principles. To address this need, COPO enables researchers to more easily describe their digital products using metadata templates that have been developed and approved by various research communities. COPO uses semantic terms to add meaning and relationships to these metadata, allowing researchers and automated systems to discover and use these data products.

Comments:

- Good:
 - Great reference to “Maslow’s Hierarchy of Needs”.
 - Great general overview of the problem space (excellent for those who don’t understand the need for metadata ontologies).
 - Very well written.
 - COPO public website works as advertised
 - Excellent choice of technologies and deployment architecture
- Suggestions:
 - Not sure why it isn’t made clear at the end of the introduction that COPO is focused on plant metadata (at least, that is what the website for COPO implies).
 - No documentation for an API (searched on project’s ReadTheDocs site). Manuscript does state “We are working on supporting a larger set of data repositories as COPO matures and as submission routes to these repositories implement documented APIs”, but it is clear from the manuscripts introduction that such APIs are essential for automation of data publication and discovery.
 - Documentation: Developer Guide has not been written.

- Pre-population of data in COPO. It would be great if the authors populate COPO with as much publicly available data as possible. E.g., NCBI's SRA. While I'm sure not all entries have enough metadata to make this possible, even a significant number of SRA entries available for search and discovery for COPO would be immensely helpful for the research community (as well as be a test for how well COPO works on the discoverability side of FAIR.) However, I could not find any search function in COPO for published datasets.
- COPO has been in production for several years. Please provide some statistics on usage and adoption of COPO.
- Mandatory changes:
 - It needs to be made very clear that COPO is helping only with data submission by giving researchers appropriate tools for metadata population and curation. As such, one could argue that COPO does not directly make data FAIR.

Is the rationale for developing the new software tool clearly explained?

Yes

Is the description of the software tool technically sound?

Yes

Are sufficient details of the code, methods and analysis (if applicable) provided to allow replication of the software development and its use by others?

Yes

Is sufficient information provided to allow interpretation of the expected output datasets and any results generated using the tool?

Partly

Are the conclusions about the tool and its performance adequately supported by the findings presented in the article?

Yes

Competing Interests: No competing interests were disclosed.

Reviewer Expertise: Plant Genome Evolution, Comparative Genomics, Cyberinfrastructure for Life Science Research.

I confirm that I have read this submission and believe that I have an appropriate level of expertise to confirm that it is of an acceptable scientific standard.

The benefits of publishing with F1000Research:

- Your article is published within days, with no editorial bias
- You can publish traditional articles, null/negative results, case reports, data notes and more
- The peer review process is transparent and collaborative
- Your article is indexed in PubMed after passing peer review
- Dedicated customer support at every stage

For pre-submission enquiries, contact research@f1000.com

F1000Research