

Published in final edited form as:

Psychol Addict Behav. 2010 September ; 24(3): 522–528. doi:10.1037/a0019944.

Group Identification as a Moderator of the Relationship Between Perceived Social Norms and Alcohol Consumption

Clayton Neighbors¹, Joseph W. LaBrie², Justin F. Hummer², Melissa A. Lewis³, Christine M. Lee³, Sruti Desai³, Jason R. Kilmer³, and Mary E. Larimer³

¹ University of Houston

² Loyola Marymount University

³ University of Washington

Abstract

Previous research has shown that social norms are among the strongest predictors of college student drinking. Among college students, perceiving that “others” drink heavier relative to themselves has been strongly and consistently associated with heavier drinking. Research has also shown that the more specifically “others” are defined, the stronger the association with one’s own drinking. The present research evaluated whether group identification as defined by feeling closer to specific groups moderates the associations between perceived drinking norms in the group and one’s own drinking. Participants included 3752 (61% Female) students who completed online assessments of their perceived drinking norms for four groups of students on their campus as well as identification with each group and participants’ own drinking behavior. Results indicated that greater identification with same-sex students, same-race students, and same-Greek-status students were associated with stronger relationships between perceived drinking norms in the specific groups and own drinking.

Keywords

social norms; alcohol; identification; social identity; Drinking; Group Identity

Young adults consistently overestimate the quantity of alcohol consumed and frequency of drinking of their peers (Borsari & Carey, 2003; Lewis & Neighbors, 2004; Neighbors, Dillard, Lewis, Bergstrom, & Neil, 2006a). In addition, perceptions of peer alcohol use are consistently associated with heavier alcohol use (e.g. Borsari & Carey, 2001, 2003; Lewis & Neighbors, 2004). Furthermore, recent research found that perceived peer drinking norms (i.e., perceptions of how much or how often others drink) were among the best predictors of college student drinking (Neighbors, Lee, Lewis, Fossos, & Larimer, 2007).

With respect to preventative intervention implications, it is important to identify moderators of the norms-behavior link. Two factors that might serve as moderators are proximity of the normative peer referent group and salience of that group to an individual. Traditional and

Please direct all correspondence regarding this manuscript to Clayton Neighbors, University of Houston, Department of Psychology, 126 Heyne Building, Houston, TX 77204-5022. cneighbors@uh.edu.

Publisher's Disclaimer: The following manuscript is the final accepted manuscript. It has not been subjected to the final copyediting, fact-checking, and proofreading required for formal publication. It is not the definitive, publisher-authenticated version. The American Psychological Association and its Council of Editors disclaim any responsibility or liabilities for errors or omissions of this manuscript version, any version derived from this manuscript by NIH, or other third parties. The published version is available at www.apa.org/pubs/journals/adb

contemporary social psychological perspectives (e.g., Social Comparison, Festinger, 1954; Social Identity Theory, Terry & Hogg, 1996; Self-Categorization Theory, Turner, Hogg, Oakes, Reicher, & Wetherell, 1987; and Deviance Regulation Theory, Blanton & Christie, 2003) suggest that the peer reference groups to which individuals are closely connected by proximity or identification are more relevant and have greater influence on perceptions and behavior than peer reference groups to which individuals are remotely connected.

Research suggests that normative perceptions of proximal reference groups are more likely to influence drinking than normative perceptions of distal groups (Borsari & Carey, 2003; Korcuska & Thombs, 2003; Lewis & Neighbors, 2006). In support of this notion, Lewis and Neighbors (2004) found that perceived same-sex drinking norms were more strongly related to personal drinking when compared to opposite-sex norms. Moreover, Larimer and colleagues (2009) demonstrated that perceptions for drinking for normative referents specific to three levels (e.g., same-sex, same-race, and same-housing) were uniquely related to drinking when accounting for perceived typical student drinking behavior.

The degree to which one identifies with his or her normative referent group may play an important role in the norms-behavior relationship. For example, Lewis and Neighbors (2007) found that same-sex normative drinking information was especially efficacious in reducing drinking for women who more closely identified with their gender. Further, Reed and colleagues (Reed, Lange, Ketchie, & Clapp, 2007) found that the extent to which injunctive norms information was associated with alcohol use depended on the degree to which an individual identified with that specific group. The present research aimed to more specifically evaluate the moderating influence of group identification on the relationship between perceived descriptive norms and drinking behavior at varying levels of specificity.

Previous research has consistently found college men drink more than college women although some suggest that the gap is diminishing (Ham & Hope, 2003, Johnston, O'Malley, Bachman, & Schulenberg, 2008). Moreover, gender has been shown to moderate the association between perceived norms and drinking (Prentice & Miller, 1993; Suls & Green, 2003; Lewis & Neighbors, 2004, 2007). Racial differences in college student drinking have also been well documented with Caucasian students drinking more than other students and Asian/Asian American students drinking less (Johnston, et al., 2008; Siebert, & Wilke, 2007; Wechsler, Dowdall, Maenner, Gledhill-Hoyt, & Lee, 1998). In contrast to gender, we are not aware of previous studies that have evaluated the influence of race or identification on the association between perceived norms and drinking. In addition to evaluating proximity of and identification with the normative referent, there may be specific sub-groups of students for whom proximity and identification are particularly important. Fraternities and sororities on college campuses are an example of an insular environment with unique social norms that appear to have a significant influence on members' behavior. Greek-affiliated students drink more heavily and frequently than other students (Barry, 2007; Cashin, Presley, & Meilman, 1998; Larimer, Turner, Mallet, & Geisner, 2004; Sher, Bartholow, & Nanda, 2001) and experience more alcohol-related consequences (e.g., Cashin et al., 1998; Larimer et al., 2004; Neighbors et al., 2007). Finally, research shows that both descriptive and injunctive norms predict drinking and related problems for Greek members (Larimer et al., 2004).

The present study sought to extend previous research examining the relationship between perceived drinking norms and alcohol use by examining the moderating influence of group identification among varying referent groups on participants' campuses: typical student, typical student of the same sex, typical student of the same race, and typical student of the same Greek affiliation status. We hypothesized that perceived drinking norms of each reference group would be more strongly associated with participants' own drinking as identification with the specific group increased.

Method

Participants

Participants were 3752 (61% female) students recruited from a random sample of 7000 students at two campuses, one a large public university located in the northwest and the other a private mid-sized university in southern California who completed a 20 minute online survey during fall 2007 in exchange for \$20. Data were collected in the preliminary phase of a larger study evaluating social norms based alcohol interventions. Previous research has found few differences between web-based surveys were more traditional paper and pencil assessments (Miller et al., 2002; McCabe, Diez, Boyd, Nelson, & Weitzman, 2006). Two universities varying in size, type, and demographics were selected to increase the generalizability of findings from the larger trial. The response rate was higher for the public university (55.3%) than the private university (51.9%), $\chi^2 (N=7000, df=1) = 8.13, p < .01$. Demographic information for both campuses and the overall sample is provided in Table 1. Campuses varied significantly from each other on most demographic variables but were relatively representative of the populations from which they were drawn. Women were overrepresented on both campuses.

Design and Procedure

During the first two weeks of the fall semester, 7000 students (3500 per campus) randomly selected from the Registrar's lists received letters inviting their participation in a study examining alcohol use and perceptions of drinking in college, and were provided with a survey link and unique Personal Identification Number (PIN) for participation. Students also received an email with a link to the survey, and once they clicked on the link, they entered their PIN number and were taken to an IRB-approved informed consent form. If they consented, they were routed to the survey. All measures and procedures were approved by the local IRBs on both campuses, and the study obtained a Federal Certificate of Confidentiality to further protect participants.

Measures

Alcohol Consumption was assessed using a modified Daily Drinking Questionnaire (DDQ; Collins, Parks, and Marlatt, 1985; Dimeff, Baer, Kivlahan, & Marlatt, 1999), which obtains participant reports of the typical number of drinks consumed each day of the week. Students' responses were summed to form a typical drinks per week variable that was used in the analyses. The DDQ has been used in numerous studies of college student drinking and has demonstrated good convergent validity and test-retest reliability (Marlatt et al., 1998; Neighbors, Lewis, Bergstrom, Larimer, 2006b).

Perceived descriptive norms were assessed with the Drinking Norms Rating Form (DNRF; Baer, Stacy, & Larimer, 1991; Dimeff et al., 1999), on which participants estimate the number of drinks consumed by the typical member of each of four reference groups (typical student, same sex, same race, same Greek status) on their campus for each day of the week. Responses were summed to create perceived drinks per week for each group. This measure has demonstrated good validity and reliability (e.g., Neighbors, Larimer, & Lewis, 2004; Neighbors et al., 2006b).

Identification with Reference Group—The Inclusion of Other in the Self (IOS) scale (Aron, Aron, & Smollan, 1992; Tropp & Wright, 2001) measured identification of interrelatedness with the four normative reference groups (typical student, same sex, same race/ethnicity, same Greek status) on participants' respective campuses. Participants were presented a series of seven Venn diagrams ranging from non-overlapping circles (i.e., complete independence of the self from the group) to nearly completely overlapping circles and asked

to select which diagram best represented their level of identification with the particular group. Participants were asked to “select the pair of circles that you feel best represents your own level of identification with _____”, with the reference being the typical student on campus, the typical same sex student on campus, the typical student of the same ethnicity on campus, and the typical student on campus with the same Greek affiliation. The measure was scored from 1 to 7, with one representing completely non-overlapping circles (i.e., very low identification) and 7 representing nearly completely overlapping circles (i.e., very high identification). The IOS has demonstrated good test-retest reliability, and good concurrent, discriminant, and construct validity in assessing group identification (Tropp & Wright, 2001).

Results

Analysis

Means and standard deviations for identification variables, perceived norms for each reference group, and drinking are presented in Table 2. We conducted a series of generalized linear models (i.e., negative binomial regression analyses) to evaluate whether drinking varied as a function of identification, perceived norms, and the interaction between identification and perceived norms for each of four referents controlling for the relevant demographic variable. This strategy was chosen because preliminary analyses revealed a non-normal distribution with extreme positive skew most closely approximating a negative binomial distribution for drinking. Models were run separately for each group referent (i.e., campus, sex, race, and Greek affiliation). Each model was evaluated hierarchically (Cohen, Cohen, West, & Aiken, 2003) where group membership was entered at Step 1, identification and perceived norm was entered at Step 2, and the interaction between identification and perceived norms was entered at Step 3. Additional analyses in which year in school and gender were included as covariates in all models did not change any of the results presented below. Further analyses in which campus, gender, ethnicity, and Greek-status were included as covariates in step 1 of all four generalized linear models produced the same results presented below with the exception that the main effect for identification with students of the same ethnicity was no longer significant. Results are provided in Tables 3–6 and include changes in model fit (i.e., change in $-2 \log$ likelihood) at each step. Incident response ratios (IRR's) are also included and represent proportional increase in the outcomes for each unit change in the predictor. In addition, effects sizes are included where d is calculated by the formula $2t/\sqrt{df}$ (Rosenthal, Rosnow, & Rubin, 2000).

Evaluation of Associations with Drinking Using Generalized Linear Models

Typical student on campus—Hierarchical generalized linear model results with typical students on campus as the reference group are presented in Table 3. Results at Step 1 revealed a significant difference in drinking between the two campuses with students from the public campus drinking only 73% (IRR = .728) as many drinks per week as students on the private campus. Results at Step 2 revealed both identification and perceived norms were positively and uniquely associated with higher levels of drinking. The interaction at Step 3 was not significant.

Typical same-sex student on campus—Generalized linear model results with typical same-sex students as the reference group are presented in Table 4. Step 1 revealed that men drank significantly more (i.e., 83%) than women. Step 2 again revealed both identification and perceived norms were positively and uniquely associated with higher levels of drinking. At Step 3 the interaction between identification and perceived norms for the typical same-sex student on campus was significant. Figure 1 presents simple slopes estimated from parameter estimates where low (-1 SD) and high values ($+1$ SD) of identification and perceived norms were entered into the model equation (Cohen et al., 2003). Results indicated the relationship between perceived drinking norms for same sex students and participants' own drinking was

stronger when participants endorsed greater identification with members of their same-sex on campus.

Typical same-race student on campus—For the purposes of analyses, participant race was coded as Caucasian (57.4%), Asian, (18.6%), Multiracial (10.7%), African American (3.1%) and Other (10.4%), where Caucasian was specified as the reference category in the analysis. Generalized linear model results for typical same-race student on campus as the reference group are presented in Table 5. Results at Step 1 revealed overall differences in drinking among the five race categories. Parameter estimates indicated all racial groups drank significantly less than Caucasians. Results at Step 2 revealed that identification and perceived norms for same race students were both positively associated with drinking. Step three revealed a significant interaction suggesting that the association between perceived norms for same race students and drinking was moderated by how close participants felt to other members of their race on campus. Figure 2 presents simple slopes estimated from parameter estimates.

Typical same-Greek status student on campus—As above and following the same procedure, we evaluated drinking as a function of Greek status, identification, and perceived norms in three steps. Parameter estimates are provided in Table 6. Results at Step 1 indicated that members of Greek organizations drank significantly more than non-Greek students. At Step 2, results indicated that identification and perceived norms for same-Greek status students on campus were each positively associated with drinking. Finally, at Step 3 the interaction between identification and perceived norms was again significant (Figure 3). As for same-sex and same-race, the association between perceived norms for same-Greek status students and drinking was stronger among students who felt closer to others who shared their status with respect to membership in a Greek organization.

Discussion

The current study expanded on previous work evaluating the influence of perceived descriptive norms on drinking among young adults. As in previous research, participants estimated their peers drink about double the amount reported by participants (e.g., Neighbors et al., 2006a). In support of the central hypothesis, the more strongly students identified with a specific reference group (i.e., same- sex, same- race, or same- Greek status students on campus), the stronger the association between their perceived norms for drinking in that group and their own drinking. This did not hold when the reference group was less specific (i.e., typical student on campus) which may suggest that identification is most relevant when groups are more specifically defined. Although the overall hypothesis was supported, the effect sizes for the interactions suggest that the influence of group identification on the association between perceived norms and drinking is relatively weak, at least for the groups evaluated.

These data are cross-sectional and cannot determine the causal direction among variables. The findings observed are consistent with multiple explanations which are not mutually exclusive: conformity, projection, and peer selection. A conformity explanation, consistent with Social Identity Theory (Terry & Hogg, 1996), is that the more students identify with a group the more sensitive they are to group norms, and the more likely they are to conform to those norms. A projection explanation suggests that students assume their peers are similar to themselves and estimate accordingly, and they are somewhat more likely to do this for group members with whom they identify most closely (Holtz & Miller, 2001). A selection explanation suggests that individuals seek out others who are like them, which in turn effects their global perceptions of drinking norms (Kahler, et al., 2003). In each case we might expect stronger influences of groups that are more specifically defined.

Although the present data cannot distinguish causal direction, considerable evidence indicates changing perceived descriptive norms is a relatively effective intervention strategy in reducing drinking (Borsari & Carey, 2000; DeJong et al., 2006; Lewis & Neighbors, 2007; Neighbors et al., 2004; Neighbors et al., 2006b; Neighbors, Lee, Lewis, Fossos, & Walter, 2009). The importance of group identification in the context of norms based interventions has received limited consideration. A notable exception was a study finding gender specific norms feedback to be more effective in reducing drinking among women who identified more strongly with their gender (Lewis & Neighbors, 2007). The present findings suggest we might see similar effects with respect to race and Greek-status. The present research also suggests interventions which utilize interactive polling systems in a particular setting of interest to provide live, group-specific norms for cohesive social groups may be particularly effective (e.g., LaBrie, Hummer, Huchting, & Neighbors, 2009; LaBrie, Hummer, Neighbors, & Pedersen, 2008).

The present manuscript should be reviewed in light of several limitations. As noted above, the study was a cross-sectional examination of social norms for different referent groups, identification with the different groups and alcohol use. The present study did not look at participants' time spent in college, and future research could examine the relationship between amount of time in a given academic setting and identification with a typical student at that college (e.g., whether identification with the typical student is greater among first-year or fourth-year students). The present study only evaluated descriptive norms regarding perceived drinking behavior and only among a limited number of reference groups. Finally, gender-, ethnicity-, and Greek-specific norms are just a few of the many norms that could be assessed. Further research is necessary to understand whether additional normative reference groups may be appropriate for assessment and how norms for these groups are associated with alcohol use based on the identification with that group, as well as evaluating to what extent normative reference groups should be specified (e.g., combinations of characteristics such as gender and ethnicity together).

In sum, the present research evaluated whether group identification as defined by feeling closer to specific groups moderated the associations between perceived drinking norms for the group and one's own drinking. Findings suggested that the more students identified with other groups (when defined more specifically than just "typical students on campus"), the stronger the relationship between perceived norms and actual drinking behavior. Future studies are needed to evaluate the impact of greater specificity of the referent group in interventions targeting social drinking norms.

Acknowledgments

This research was supported by National Institute on Alcohol Abuse and Alcoholism Grant R01AA12547.

References

- Aron A, Aron EN, Smollan D. Inclusion of Other in the Self Scale and the structure of interpersonal closeness. *Journal of Personality and Social Psychology* 1992;63:596–612.
- Baer JS, Stacy A, Larimer M. Biases in the perception of drinking norms among college students. *Journal of Studies on Alcohol* 1991;52:580–586. [PubMed: 1758185]
- Barry AE. Using theory-based constructs to explore the impact of Greek membership on alcohol-related beliefs and behaviors: A systematic literature review. *Journal of American College Health* 2007;56:307–315. [PubMed: 18089514]
- Blanton H, Christie C. Deviance regulation: A theory of action and identity. *Review of General Psychology* 2003;7:115–149.
- Borsari B, Carey KB. Effects of a brief motivational intervention with college student drinkers. *Journal of Consulting and Clinical Psychology* 2000;68:728–733. [PubMed: 10965648]

- Borsari B, Carey KB. Peer influences on college drinking: A review of the research. *Journal of Substance Abuse* 2001;13:391–424. [PubMed: 11775073]
- Borsari B, Carey KB. Descriptive and injunctive norms in college drinking: a meta-analytic integration. *Journal of Studies on Alcohol* 2003;64:331–341. [PubMed: 12817821]
- Cashin JR, Presley CA, Meilman PW. Alcohol use in the Greek system: follow the leader. *Journal of Studies on Alcohol* 1998;59:63–70. [PubMed: 9498317]
- Cohen, J.; Cohen, P.; West, SG.; Aiken, LS. *Applied multiple regression/correlation analysis for the behavioral sciences*. 3. Mahwah, NJ: Lawrence Erlbaum Associates; 2003.
- Collins RL, Parks GA, Marlatt GA. Social determinants of alcohol consumption: the effects of social interaction and model status on the self-administration of alcohol. *Journal of Consulting and Clinical Psychology* 1985;53:189–200. [PubMed: 3998247]
- DeJong W, Schneider SK, Towvim LG, Murphy MJ, Doerr EE, Simonsen NR, et al. A multisite randomized trial of social norms marketing campaigns to reduce college student drinking. *Journal of Studies on Alcohol* 2006;67:868–879. [PubMed: 17061004]
- Dimeff, LA.; Baer, JS.; Kivlahan, DR.; Marlatt, GA. *Brief alcohol screening and intervention for college students*. New York: Guilford Press; 1999.
- Festinger L. A theory of social comparison processes. *Human Relations* 1954;7:117–140.
- Ham LS, Hope DA. College students and problematic drinking: A review of the literature. *Clinical Psychology Review* 2003;23:719–759. [PubMed: 12971907]
- Holtz R, Miller N. Intergroup competition, attitudinal projection, and opinion certainty: Capitalizing on conflict. *Group Processes & Intergroup Relations* 2001;4:61–73.
- Johnston, LD.; O'Malley, PM.; Bachman, JG.; Schulenberg, JE. NIH Publication No. 08–6418B. Bethesda, MD: National Institute on Drug Abuse; 2008. Monitoring the Future national survey results on drug use, 1975–2007. Volume II: College students and adults ages 19–45.
- Kahler CW, Read JP, Wood MD, Palfai TP. Social environmental selection as a mediator of gender, ethnic, and personality effects on college student drinking. *Psychology of Addictive Behaviors* 2003;17:226–234. [PubMed: 14498817]
- Korcuska JS, Thombs DL. Gender role conflict and sex-specific drinking norms: Relationships to alcohol use in undergraduate women and men. *Journal of College Student Development* 2003;44:204–216.
- LaBrie JW, Hummer JF, Huchting K, Neighbors C. A brief live interactive normative group intervention using wireless keypads to reduce drinking and alcohol consequences in college student athletes. *Drug and Alcohol Review* 2009;28:40–47. [PubMed: 19320674]
- Labrie JW, Hummer JF, Neighbors C, Pedersen ER. Live interactive group-specific normative feedback changes misperceptions and reduces drinking in college students: A randomized trial. *Psychology of Addictive Behaviors* 2008;22:141–148. [PubMed: 18298241]
- Larimer ME, Kaysen D, Lee CM, Lewis MA, Dillworth T, Montoya HD, Neighbors C. Evaluating level of specificity of normative referents in relation to personal drinking behavior. *Journal of Studies on Alcohol and Drugs* 2009;16:115–121. [PubMed: 19538919]
- Larimer ME, Turner AP, Mallett KA, Geisner IM. Predicting drinking behavior and alcohol-related problems among fraternity and sorority members: examining the role of descriptive and injunctive norms. *Psychology of Addictive Behaviors* 2004;18:203–212. [PubMed: 15482075]
- Lewis MA, Neighbors C. Gender-specific misperceptions of college student drinking norms. *Psychology of Addictive Behaviors* 2004;18:334–339. [PubMed: 15631605]
- Lewis MA, Neighbors C. Social norms approaches using descriptive drinking norms education: A review of the research on personalized normative feedback. *Journal of American College Health* 2006;54:213–218. [PubMed: 16450845]
- Lewis MA, Neighbors C. Optimizing personalized normative feedback: The use of gender-specific referents. *Journal of Studies on Alcohol and Drugs* 2007;68:228–237. [PubMed: 17286341]
- Marlatt GA, Baer JS, Kivlahan DR, Dimeff LA, Larimer ME, Quigley LA, et al. Screening and brief intervention for high-risk college student drinkers: results from a 2-year follow-up assessment. *Journal of Consulting and Clinical Psychology* 1998;66:604–615. [PubMed: 9735576]
- McCabe SE, Diez A, Boyd CJ, Nelson TF, Weitzman ER. Comparing web and mail responses in a mixed mode survey in college alcohol use research. *Addictive Behaviors* 2006;31:1619–1627. [PubMed: 16460882]

- Miller ET, Neal DJ, Roberts LJ, Baer JS, Cressler SO, Metrik J, et al. Test-retest reliability of alcohol measures: Is there a difference between Internet-based assessment and traditional methods? *Psychology of Addictive Behaviors* 2002;16:56–63. [PubMed: 11934087]
- Neighbors C, Dillard AJ, Lewis MA, Bergstrom RL, Neil TA. Normative misperceptions and temporal precedence of perceived norms and drinking. *Journal of Studies on Alcohol* 2006a;67:290–299. [PubMed: 16562412]
- Neighbors C, Larimer ME, Lewis MA. Targeting misperceptions of descriptive drinking norms: efficacy of a computer-delivered personalized normative feedback intervention. *Journal of Consulting and Clinical Psychology* 2004;72:434–447. [PubMed: 15279527]
- Neighbors C, Lee CM, Lewis MA, Fossos N, Larimer ME. Are social norms the best predictor of outcomes among heavy-drinking college students? *Journal of Studies on Alcohol and Drugs* 2007;68:556–565. [PubMed: 17568961]
- Neighbors C, Lee CM, Lewis MA, Fossos N, Walter T. Internet-based personalized feedback to reduce 21st birthday drinking: A randomized controlled trial of an Event Specific Prevention Intervention. *Journal of Consulting and Clinical Psychology* 2009;77:51–63. [PubMed: 19170453]
- Neighbors C, Lewis MA, Bergstrom RL, Larimer ME. Being controlled by normative Influences: Self-determination as a moderator of a normative feedback alcohol intervention. *Health Psychology* 2006b;25:571–579. [PubMed: 17014274]
- Prentice DA, Miller DT. Pluralistic ignorance and alcohol use on campus: some consequences of misperceiving the social norm. *Journal of Personality and Social Psychology* 1993;64:243–256. [PubMed: 8433272]
- Reed MB, Lange JE, Ketchie JM, Clapp JD. The relationship between social identity, normative information, and college student drinking. *Social Influence* 2007;2:269–294.
- Rosenthal RL, Rosnow R, Rubin DB. Contrasts and correlations in effect-size estimation. *Psychological Science* 2000;11:446–453. [PubMed: 11202488]
- Sher KJ, Bartholow BD, Nanda S. Short- and long-term effects of fraternity and sorority membership on heavy drinking: A social norms perspective. *Psychology of Addictive Behaviors* 2001;15:42–51. [PubMed: 11255938]
- Siebert DC, Wilke DJ. High-risk drinking among young adults: The influence of race and college enrollment. *American Journal of Drug and Alcohol Abuse* 2007;33:843–850. [PubMed: 17994480]
- Suls J, Green P. Pluralistic ignorance and college student perceptions of gender-specific alcohol norms. *Health Psychology* 2003;22:479–486. [PubMed: 14570531]
- Terry DJ, Hogg MA. Group norms and the attitude-behavior relationship: A role for group identification. *Personality and Social Psychology Bulletin* 1996;22:776–793.
- Tropp LR, Wright SC. Ingroup identification as the inclusion of ingroup in the self. *Personality and Social Psychology Bulletin* 2001;27:585–600.
- Turner, JC.; Hogg, MA.; Oakes, PJ.; Reicher, SD.; Wetherell, MS. *Rediscovering the social group: A self-categorization theory*. Cambridge, MA: Basil Blackwell, Inc; 1987.
- Wechsler H, Dowdall GW, Maenner G, Gledhill-Hoyt J, Lee H. Changes in binge drinking and related problems among American college students between 1993 and 1997. Results of the Harvard School of Public Health College Alcohol Study. *Journal of American College Health* 1998;47:57–68. [PubMed: 9782661]

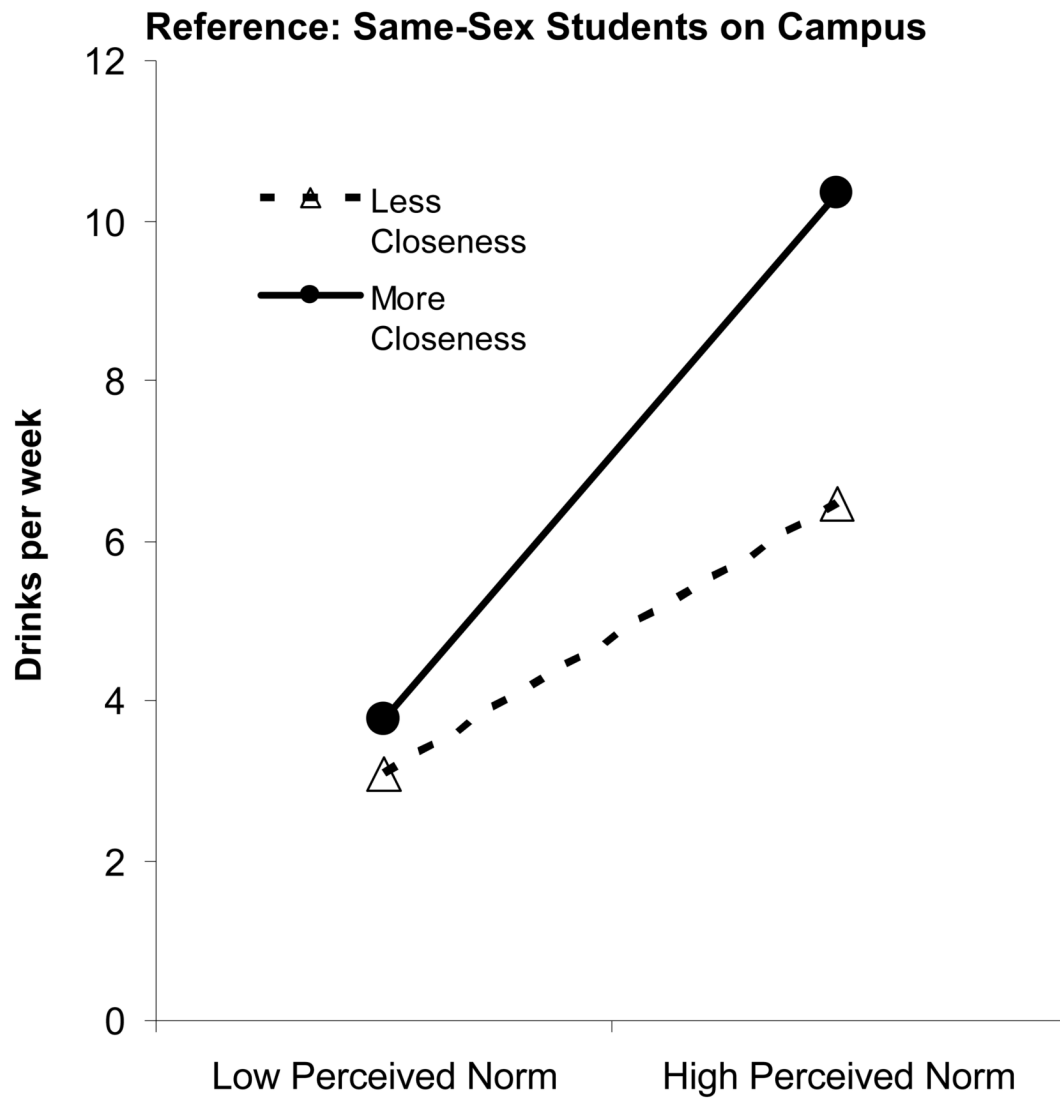


Figure 1.
Identification with same-sex peers as a moderator of perceived same-sex norms and drinking.

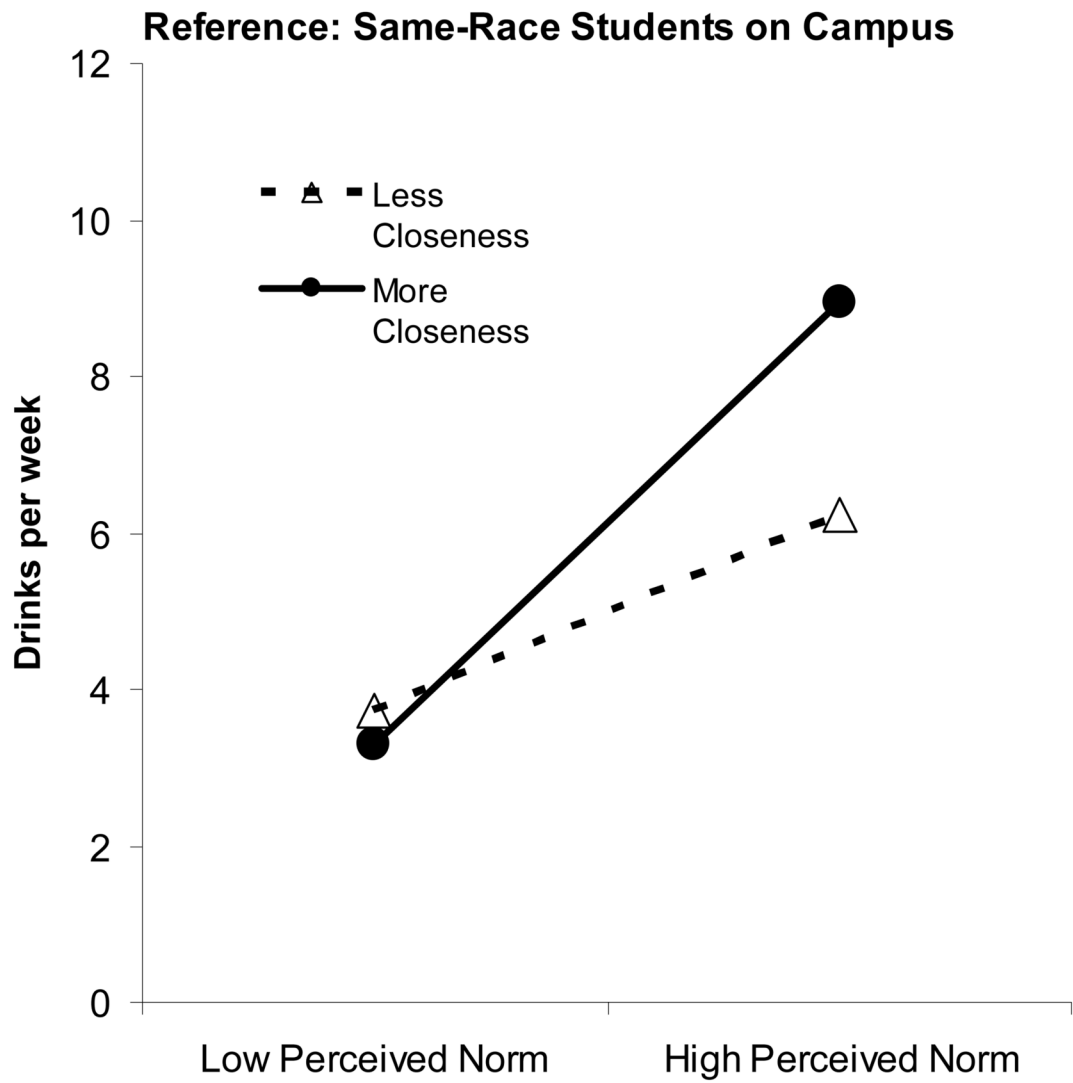


Figure 2.
Identification with same-race peers as a moderator of perceived same-race norms and drinking.

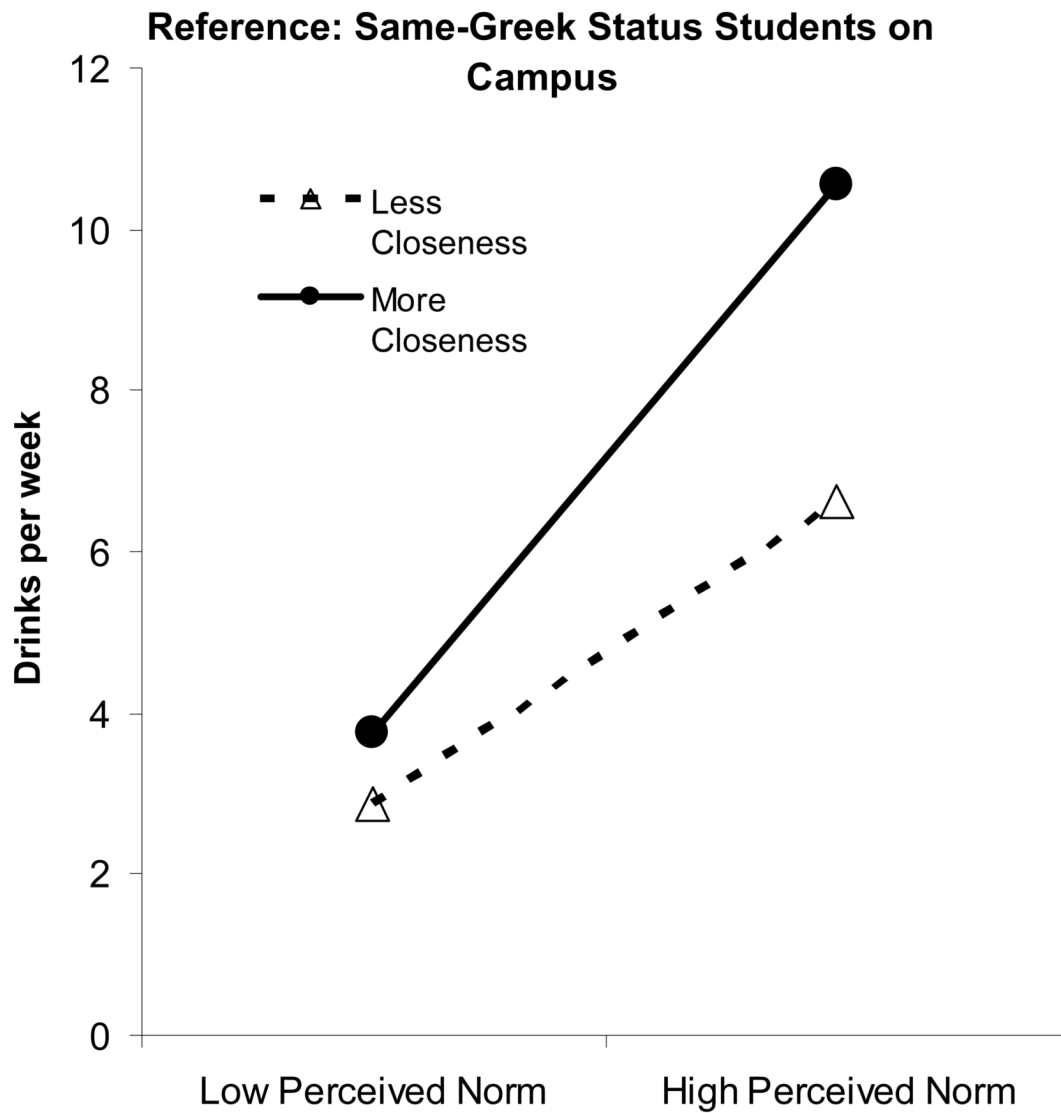


Figure 3. Identification with same-Greek status peers as a moderator of perceived same-Greek status norms and drinking.

Table 1

Variable	Private University	Public University	Overall
Sex: Women	64.78%	58.35%	61.46%
Race: Caucasian	57.90%	56.38%	57.12%
Race: Asian	7.54%	28.94%	18.58%
Race: Multiracial	13.04%	8.42%	10.66%
Race: "Other"	13.48%	2.33%	7.73%
Race: African American	4.57%	1.81%	3.14%
Race: Hawaiian/Pacific Islander	1.98%	1.40%	1.68%
Race: American Indian/Alaskan Native	0.44%	0.57%	0.51%
Ethnicity: Hispanic	22.91%	3.85%	13.00%
Greek (Fraternity/Sorority)	27.11%	14.81%	20.76%
Age	19.79 (1.15)	19.96 (1.53)	19.87 (1.36)
Drinks per week	7.03 (8.93)	5.11 (8.13)	6.04 (8.58)

Note. Means and standard deviations (in parenthesis) are provided for age and drinks per week. All demographic differences between campuses were statistically significant except for age and the proportion of students who were Caucasian, Hawaiian/Pacific Islander, or American Indian/Alaskan Native.

Table 2

Means and Standard Deviations for Identification, Perceived Norms, and Drinking

Variable	Mean	SD
Drinks per week	6.04	8.58
Identification with typical students	3.78	1.46
Identification with same-sex students	3.85	1.48
Identification with same-race students	3.97	1.53
Identification with same-Greek status students	3.97	1.49
Perceived norms for typical students	13.74	8.31
Perceived norms for same-sex students	13.20	9.12
Perceived norms for same-race students	12.55	8.66
Perceived norms for same-Greek status students	12.77	9.96

Note. All identification and perceived norms variables referenced students on one's own campus.

Table 3

Negative Binomial Regression Results Evaluating Drinking as a Function of Identification and Perceived Norms for the Typical Student on Campus

Predictor	B	B SE	IRR	Lower 95% IRR	Upper 95% IRR	t	d
Step 1: $\Delta-2LL = -19.29$; $df = 1$; $p < .001$.							
Campus	−0.317	0.051	0.728	0.659	0.805	−6.22***	0.21
Step 2: $\Delta-2LL = -128.76$; $df = 2$; $p < .001$.							
Identification	0.126	0.017	1.135	1.098	1.172	7.51***	0.25
Perceived Norm	0.045	0.003	1.046	1.039	1.052	13.91***	0.47
Step 3: $\Delta-2LL = -0.255$; $df = 1$; $p = ns$.							
Identification × Perceived Norm	0.002	0.002	1.002	0.997	1.006	0.73	0.02

Note.

*** $p < .001$. $\Delta-2LL$ at step 1 represents the change in -2 log likelihood relative to an intercept only model. IRR (incident rate ratio) represents proportional change for each unit increase in the predictor (e.g., an IRR of 1.05 = a 5% increase for each unit change in the predictor). Cohen's d was calculated using the formula $2(\sqrt{\text{df}})$. Campus was dummy coded (public campus = 0; private campus = 1).

Negative Binomial Regression Results Evaluating Drinking as a Function of Identification and Perceived Norms for the Typical Same-Sex Student on Campus

Table 4

Predictor	B	B SE	IRR	Lower 95% IRR	Upper 95% IRR	t	d
Step 1: $\Delta 2LL = -68.74$; $df = 1$; $p < .001$.							
Sex	0.602	0.052	1.826	1.651	2.019	11.69***	0.40
Step 2: $\Delta 2LL = -150.30$; $df = 2$; $p < .001$.							
Identification	0.117	0.016	1.124	1.089	1.160	7.27***	0.25
Perceived Norm	0.049	0.003	1.050	1.043	1.056	15.19***	0.51
Step 3: $\Delta 2LL = -3.38$; $df = 1$; $p < .01$.							
Identification \times Perceived Norm	0.005	0.002	1.005	1.001	1.009	2.60**	0.09

Note.

*** $p < .001$.

**

$p < .01$. $\Delta 2LL$ at step 1 represents the change in -2 log likelihood relative to an intercept only model. IRR (incident rate ratio) represents proportional change for each unit increase in the predictor (e.g., an IRR of 1.05 = a 5% increase for each unit change in the predictor). Cohen's d was calculated using the formula $2t(\sqrt{df})$. Sex was dummy coded (Men = 1; Women = 0).

Table 5

Negative Binomial Regression Results Evaluating Drinking as a Function of Identification and Perceived Norms for the Typical Same-Race Student on Campus

Predictor	B	B SE	IRR	Lower 95% IRR	Upper 95% IRR	t	d
Step 1: $\Delta 2LL = -88.28$; $df = 4$; $p < .001$.							
Asian	-0.8614	0.0679	0.423	0.370	0.483	-12.69***	0.43
Multiracial	-0.3021	0.0841	0.739	0.627	0.872	-3.59***	0.12
African American	-1.1359	0.1554	0.321	0.237	0.435	-7.31***	0.25
Other	-0.3801	0.0863	0.684	0.577	0.810	-4.40***	0.15
Step 2: $\Delta 2LL = -125.54$; $df = 2$; $p < .001$.							
Identification	0.043	0.016	1.044	1.012	1.077	2.70**	0.09
Perceived Norm	0.046	0.003	1.047	1.040	1.053	14.68***	0.50
Step 3: $\Delta 2LL = -12.14$; $df = 1$; $p < .001$.							
Identification \times Perceived Norm	0.010	0.002	1.010	1.006	1.013	5.05***	0.17

Note.

 $p < .001$.

**

$p < .01$. $\Delta 2LL$ at step 1 represents the change in $-2 \log$ likelihood relative to an intercept only model. IRR (incident rate ratio) represents proportional change for each unit increase in the predictor (e.g., an IRR of 1.05 = a 5% increase for each unit change in the predictor). Cohen's d was calculated using the formula $2/(\sqrt{\text{df}})$. Race categories are coded such that tests of parameter estimates represent the comparison of the given race with Caucasian students.

Table 6

Negative Binomial Regression Results Evaluating Drinking as a Function of Identification and Perceived Norms for the Typical Same-Greek Status Student on Campus

Predictor	B	B SE	IRR	Lower 95% IRR	Upper 95% IRR	t	d
Step 1: $\Delta-2LL = -113.54$; $df = 1$; $p < .001$.							
Sex	0.861	0.060	2.366	2.104	2.659	14.42***	0.49
Step 2: $\Delta-2LL = -209.71$; $df = 2$; $p < .001$.							
Identification	0.096	0.016	1.101	1.068	1.135	6.19***	0.21
Perceived Norm	0.051	0.003	1.052	1.046	1.058	17.52***	0.59
Step 3: $\Delta-2LL = -6.52$; $df = 1$; $p < .001$.							
Identification \times Perceived Norm	0.006	0.002	1.006	1.003	1.009	3.56***	0.12

Note.

$p < .001$. $\Delta-2LL$ at step 1 represents the change in -2 log likelihood relative to an intercept only model. IRR (incident rate ratio) represents proportional change for each unit increase in the predictor (e.g., an IRR of 1.05 = a 5% increase for each unit change in the predictor). Cohen's d was calculated using the formula $2(\sqrt{\text{df}})$. Greek status was dummy coded (Membership = 1; Non-membership = 0).