

Published in final edited form as:

J Am Chem Soc. 2008 July 16; 130(28): 9000–9005. doi:10.1021/ja711475f.

Ligand Tuning in Asymmetric Hydrovinylation of 1,3-Dienes. A Stereoselective Route to either Steroid-C₂₀ (S) or -C₂₀ (R) Derivatives

Biswajit Saha, Craig R. Smith, and T. V. RajanBabu

Department of Chemistry, The Ohio State University, 100 W. 18th Avenue, Columbus, OHIO 43210

Abstract

1,3-Dienes derived from steroidal D-ring C₁₇-ketones undergo Ni(II)-catalyzed hydrovinylation to give 1,2- or 1,4-addition of ethylene. Using finely tuned phosphoramidite ligands it is possible to synthesize either the C₂₀ (R)- or the C₂₀ (S)-derivatives without mutual contamination. The proportion of the 1,4-adduct, which is also formed stereoselectively, can be minimized by optimizing the reaction conditions. Since the two alkenes in the resultant dienes have differing steric demands for many potential reactions, and are ideally juxtaposed for further D-ring functionalization, these intermediates could be useful for the preparation of biologically important compounds such as vitamin D analogs and various antitumor steroidal glycosides.

Introduction

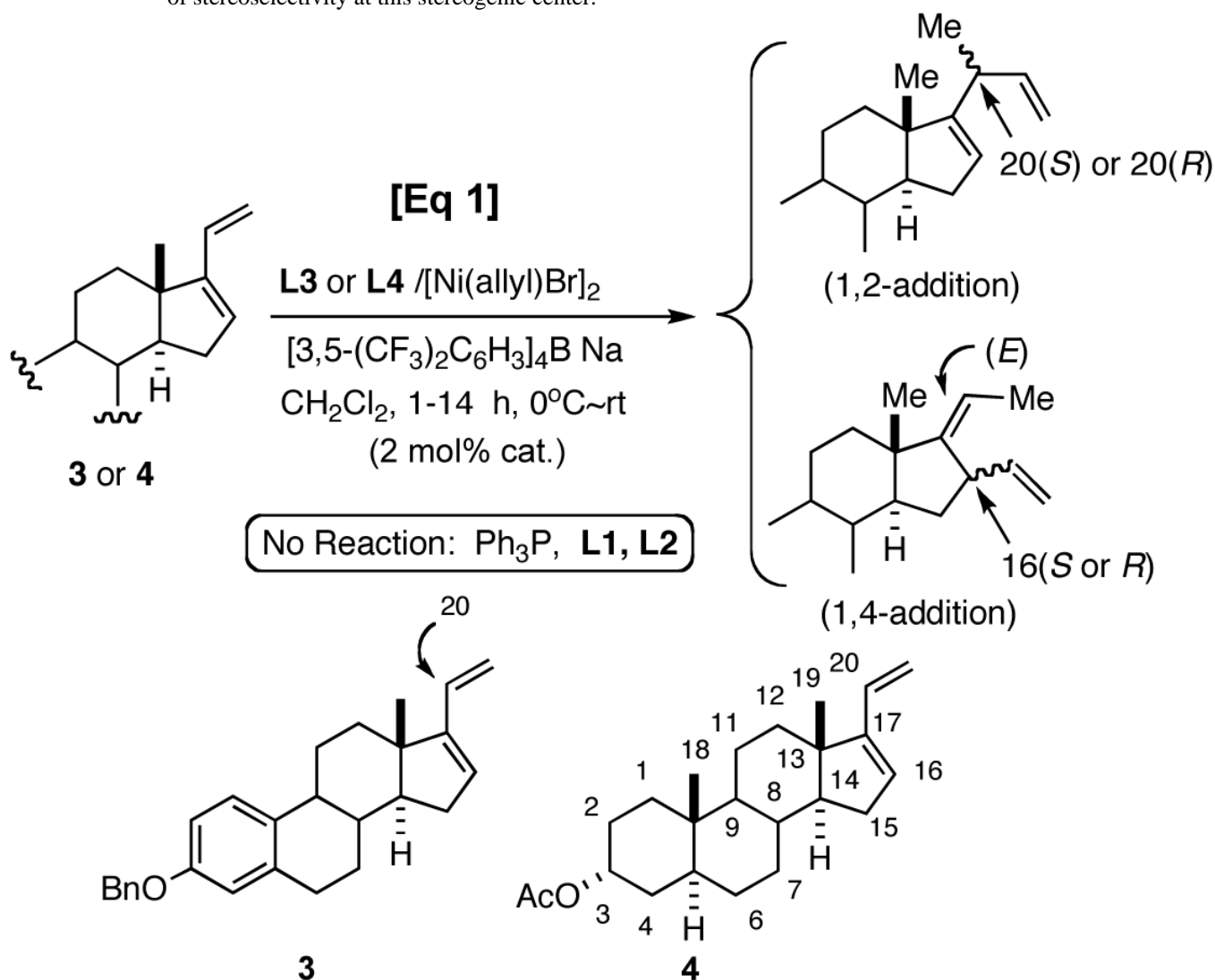
A chiral side-chain carrying a methyl group is a very common structural motif in many terpenoids and this side-chain is often attached at a stereogenic center of a ring. Examples can be found in simple sesquiterpenes such as juvenile hormone juvabione,¹ or in more complex structures such as pseudopterogens,² elisabethin A,³ ophiobolin C,⁴ steroid hormone calcitriol (1 α ,25-dihydroxyvitamin D₃) and its analogs,⁵ antitumor agents cephalostatins⁶ and various cytotoxic steroidal glycosides⁷ (Figure 1). Several creative solutions to the problem of installation of these stereogenic centers have been developed over the years, even though no broadly applicable method that uses readily available precursors has emerged.⁸ The problem is especially acute for the synthesis of the unnatural 20(S)-epimers. Consider for example, precursors (e.g., **1**) for calcitriol analogs with exocyclic C₂₀ (S)-configuration, which have been shown to have significant biological activity.⁹ These molecules are currently prepared by circuitous routes that involve the equilibration of the aldehyde **2**, obtained from vitamin D₂ and subsequent reactions of the minor isomer isolated from the mixture.¹⁰

We recently showed¹¹ that the asymmetric hydrovinylation of readily available 1-vinylcycloalkene offers a potential general solution to this exo-cyclic stereochemistry problem (Scheme 1). Both achiral and chiral ligands (Figure 2) carrying suitable hemilabile groups such as *o*-benzyloxyphenyldiphenylphosphine (**L3**), phospholanes (e.g., **L4**) and phosphoramidites (e.g., **L5**) gave nearly quantitative yields of the hydrovinylation products, which could be subjected to further functionalization via diastereoselective reactions.

rajanbabu.1@osu.edu.

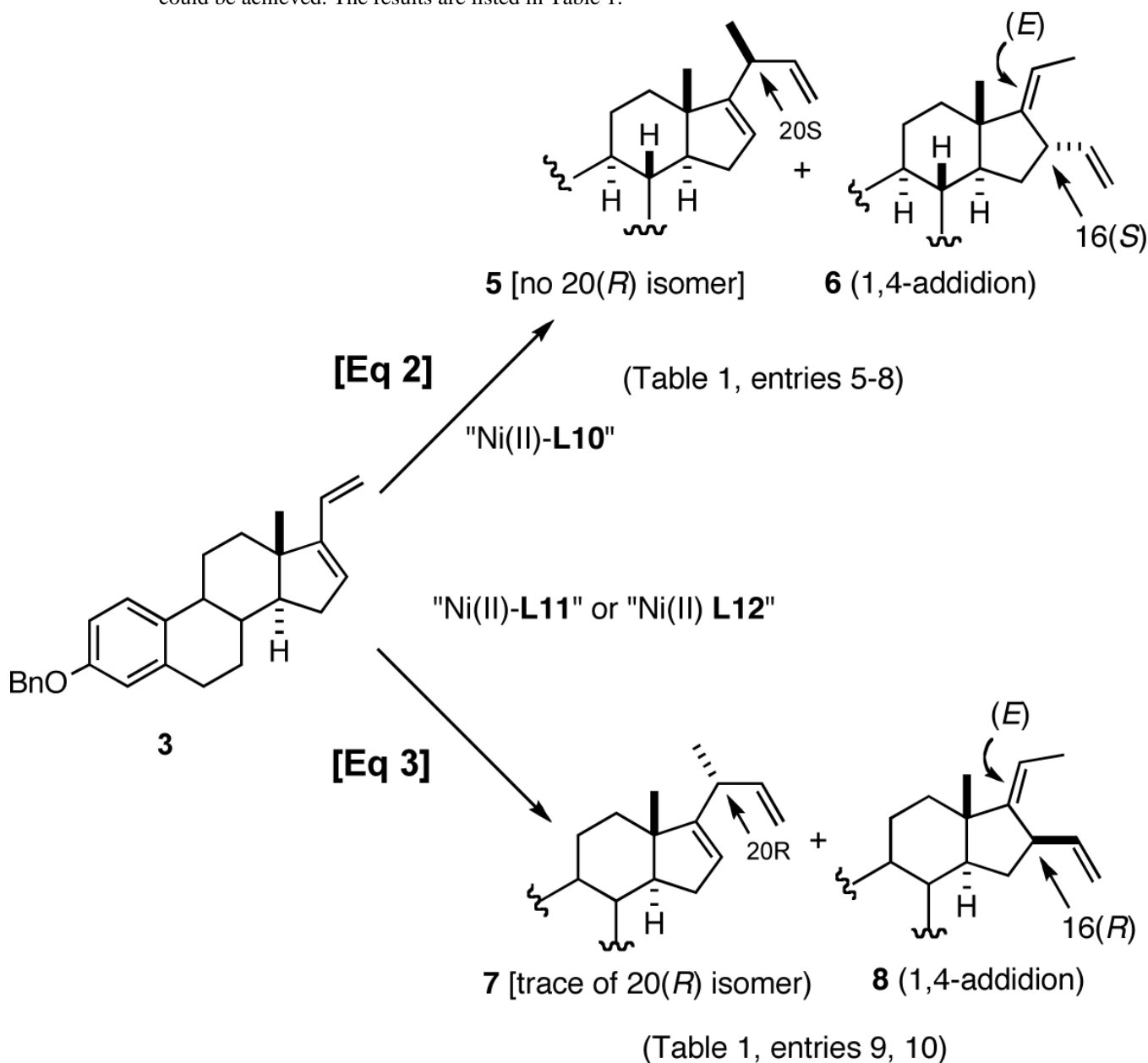
Supporting Information **Available:** Full experimental details for the preparation of the substrates and protocols for the hydrovinylation reactions, ¹H and ¹³C NMR spectra of key compounds. This material is available free of charge via the Internet at <http://pubs.acs.org>.

While attempting to apply the diene hydrovinylation for the functionalization of a steroid D-ring (eq 1), it was observed, that several excellent ligands we had initially employed either did not react (Figure 2: Ph_3P , **L1**, **L2**) or gave mixtures (**L3**, **L4**) of stereo- and regioisomers. We anticipate this lack of selectivity to be a recurring problem in the context of this and other future synthetic objectives in which hydrovinylation of key *chiral* intermediates will be involved. It is entirely conceivable that the inherent diastereoselectivity in such intermediates could be low, or even opposite to what would be desired. Thus, from a synthetic perspective, either the enhancement of the inherent selectivity or overriding such an outcome with the use of a tunable asymmetric catalyst will be a highly desirable goal. Looking for a general solution to this problem, we decided to examine the effect of ligands on the selectivity of the hydrovinylation reactions of 1,3-dienes **3** and **4**, derived from two prototypical steroids, estrone and 3-epiandrosterone. In this paper we report the results of these studies which demonstrate that in these steroids it is possible to install, *with complete stereoselectivity*, either C_{20} (*R*) or C_{20} (*S*) configuration by proper choice of ligands and reaction conditions. A limited study of the Ru-catalyzed hydrovinylation of **3** published earlier¹² did not address the key issue of control of stereoselectivity at this stereogenic center.



Results and Discussion

Our initial studies were conducted with the diene **3**, readily prepared from estrone as described previously.¹³ Nickel-catalyzed hydrovinylation of **3** under our initially reported conditions¹⁴ using either [(allyl)NiBr]₂/Ph₃P/AgOTf or [(allyl)NiBr]₂/(**L**)/NaBARF [**L** = **L1**, **L2**; BARF: *tetrakis*-(3,5-bis-trifluoromethylphenyl)borate] at temperatures between -55 °C and 25 °C under 1 atmosphere of ethylene gave no products. This lack of reactivity is quite surprising in this otherwise broadly applicable hydrovinylation protocol. Upon further examination of the reaction using other ligands **L3-L12**, most notably the phosphoramidites,¹⁵ under a variety of conditions, it was found that synthetically useful levels of selectivity could be achieved. The results are listed in Table 1.

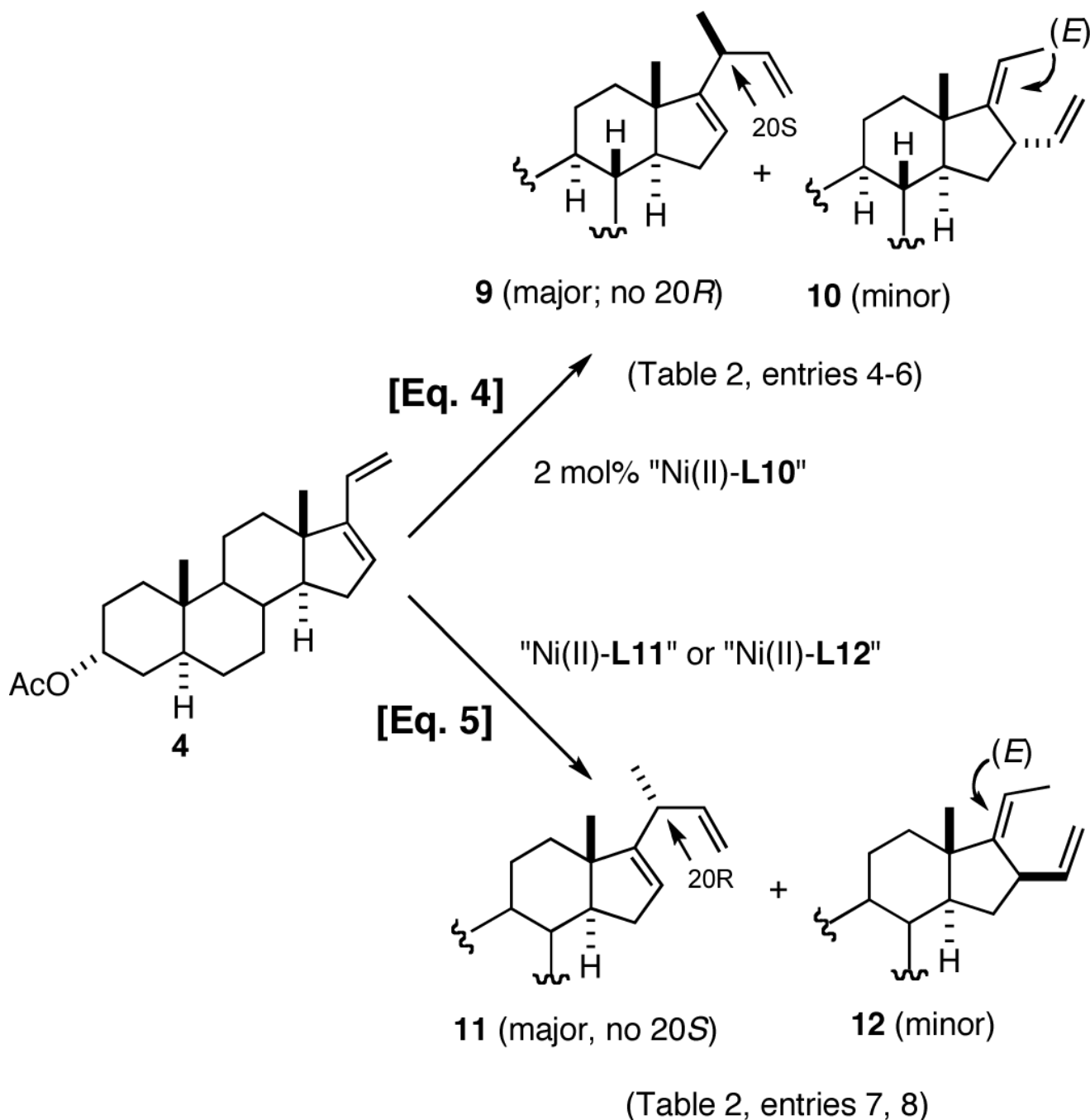


Hydrovinylation using an achiral ligand **L3** *o*-benzyloxyphenyldiphenylphosphine gives a mixture of C₂₀ (*S*) [**5**] and C₂₀ (*R*) [**7**] epimers in a ratio of 1.0:2.5 (entry 1) along with 1,4-adducts **6** and **8** (see the following paragraphs and Supporting Information for details of structural assignments).¹⁶ This inherent selectivity for the formation of the C₂₀ (*R*) adduct can be reversed, albeit modestly, with the use of a chiral ligand, the phospholane **L4**, which yields a ratio of 3:1 for **5** to **7** (entry 2). In addition to the formation of the byproducts, **6** and **8** (the 1,4-adducts), these reactions are also complicated by minor isomerization of the primary products giving what appears to be conjugated dienes. The first indication that this unwanted isomerization can be completely blocked and exclusive selectivity for the 20 (*S*) compound can be achieved came from ligands **L5** (RaScSc) and **L10** (ScSc), which give a clean mixture of **5** and **6**, with no trace of the 20 (*R*)-epimer **7**, the 1,4-adduct **8** or isomerization products (eq 2, entries 3 and 5–8). Typically, the reaction is done as follows: a solution of 0.0025 mmol of [(allyl)₂NiBr]₂ in 0.5 mL of solvent (usually CH₂Cl₂) and a solution of the ligand in 0.5 mL solvent are mixed in a drybox. This solution is added to a suspension of Na BARF (1 equiv with respect to Ni). After stirring for 1.5 h, the mixture is filtered through a small plug of Celite® into a Schlenk flask which is taken out of the drybox. The catalyst is brought to the appropriate temperature and, under 1 atmosphere of ethylene the substrate is added in 1.2 mL of solution. The mixture is stirred for the times indicated in the Tables 1 and 2 and then quenched with saturated ammonium chloride before work up. In the preparatively useful runs (e. g., entry 5 in Table 1 and entry 4 in Table 2), the reaction mixture is maintained at temperatures and times indicated. Under these conditions a highest proportion of the 1,2-adduct is obtained. For example, in 14 h at –10 °C, 83% of the 20(*S*)-compound is formed from **3** using ligand **L10** (entry 5, Table 1). Attempts to shorten the reaction time by running the reaction at 0–10 °C for 1 h gave a slightly higher proportion (90%) of the desired product, but the conversion remains low (~40%, entry 7, Table 1). One useful variable is the solvent. Reactions done in toluene (entry 6, Table 1) gave 88% of the desired product in 14 h. Ethyl acetate and hexafluorobenzene give no products. Mixing the reagents at low temperature (0 °C) and immediately warming the solution to room temperature in 10 min results in the formation of mostly the 1,4-adduct (entry 8). The ratio of the 1,2- vs 1,4-adducts is also dependent on the structure of the ligands. For example, the ligand **L6** with an *N*-*i*-Pr group (or the corresponding *N*-benzyl derivative **L7**) instead of the *N*- α -methylbenzyl substituent of **L5**, gives a good yield of the 1,4-adduct **6** (entry 4). Surprisingly, a ligand without α -methylbenzyl substituents (**L9**) gives no product. Ligands derived from (*S*)-binaphthol (**L11** and **L12**) gives 20 (*R*)-adduct in moderate yields (eq 3, entries 9 and 10), *with only traces* (2–3%) *of the 20 (*S*)-epimer*.¹⁶ These experimental observations are based on multiple trials and this lack of reactivity of **L9** complexes is highly reproducible in the hydrovinylation of dienes and as well as in vinyarenes.^{15g} One possible explanation for the lack of reactivity of **L9** (vis-à-vis **L10** or **L12**) might be the absence of the Me-substitution at the benzylic position, which is essential to limit the degrees of freedom for the *N*-substituent facilitating hemilabile coordination of the Ph-unit as conjectured by Leitner.¹⁷ This would be somewhat akin to the ‘Thorpe-Ingold’ effect which operates in certain cyclization reactions.

Preparatively, the most useful reactions involve the use of ligands **L10** and **L12**, which give the 20 (*R*) or the 20 (*S*) compound respectively along with minor amounts of a 1,4-adduct (eq 2 and 3). The highly stereoselective formation of the otherwise scarce C₂₀ (*S*)-isomer uncontaminated with the corresponding (*R*)-epimer is particularly noteworthy. Thus the diene **3** reacts with ethylene (1 atm) in the presence of a catalyst^{14,15g} prepared from (allyl)NiBr/**L10**/NaBARF (2 mol%) at –10 °C giving 78% yield of hydrovinylation products **5** and **6** (Table 1, entry 5). The hydrovinylation product **5** is identified as the 20 (*S*)-derivative by comparison of ¹H and ¹³C NMR spectra with those of a compound described in the literature.¹² The connectivity of atoms in the minor 1,4-adduct **6** is ascertained from the ¹H NMR features. The ¹H NMR spectrum (500 MHz, CDCl₃) shows the most discernable peaks at δ 5.843 (ddd, *J* = 18, 10 and 8 Hz, 1 H, vinyl, C₁₆-CH=CH₂), 5.309 (dq, *J* = 7, 2 Hz, 1 H, vinyl, C₂₀-H),

5.062 (s, 2 H, OCH₂Ph), 5.044 (d, *J* = 18 Hz, 1 H, vinyl, C₁₆-CH=CH^t H^c), 4.994 (d br, *J* = 10 Hz, 1 H, vinyl, C₁₆-CH=CH^t H^c), 3.423 (dd, *J* = 8, 8 Hz, 1 H, C₁₆-H), 2.80–3.00 (m, 3 H, benzyl H's), 1.607 (dd, 7 Hz, 1 H, 3 H, C₂₀-CH₃), 0.860 (s, 3 H, C₁₈). The doublet of quartet at δ 5.309 (C₂₀-H), the dd at δ 3.423 for the C₁₆-H and the doublet of doublet at δ 1.607 for the C₂₀-CH₃ are especially valuable in identifying this product. The NOESY spectrum indicates proximity of the bisallylic hydrogen (C₁₆-H) on the D-ring to the C₂₀-Me suggesting an *E*-configuration for the alkene. This is further supported by NOE contact between the vinylic C₂₀-H and C-ring hydrogens rather than the D-ring hydrogens. The stereochemistry (α -vinyl appendage at C₁₆) is deduced from the fact that **6** is the only other product formed with the 20-(*S*) compound **5**, and thus must originate from the same allyl-Ni intermediate arising from the α -face addition of the cationic Ni-H to the starting diene (Scheme 2).^{18a,b,c} Further support for this rationale comes from the corresponding *exclusive formation* of the C₁₆- β -vinyl side product (**8**) concomitant with the formation of the C₂₀ (*R*)-epimer (**7**) [vide infra]. The most stable conformation for the 1,3-diene is assumed in the construction of the models shown in Scheme 2. It is premature to propose models for these reactions, especially considering the two possible orientations of the square planar complex [L~X Ni-(olefin)H]⁺ are possible (L = phosphorus; X = hemilabile group: a dioxalane O in **L4** or the Ph group attached to the N-benzyl substituent¹⁷). Clearly each of the two ligands **L10** or **L12** that give respectively the 20(*S*) and the 20(*R*) product, must form a complex which matches the chirality of the starting material, only when the appropriate face of the diene is coordinated, resulting in the high selectivity observed. Support for the aryl group acting as a hemilabile ligand comes from Leitner's DFT-based computational studies on the Ni-phosphoramidite-catalyzed hydrovinylation.¹⁷

The 20 (*R*) epimer **7** is similarly prepared using the ligand **L12** (Table 1, entry 10). The corresponding 1,4-addition product **8** was formed in 25% as the sole side product. Adduct **7** has ¹H and ¹³C spectra closely resembling **5** except for characteristic differences listed below: the C₂₀-methyl in **7** appears as a doublet δ 1.199 (d, *J* = 7 Hz), 0.029 ppm up-field compared to that for the 20(*S*)-compound **5** (δ 1.228, *J* = 7 Hz). Similar differences in chemical shifts of 20 (*S*)- and 20 (*R*)-methyl compounds have been reported in the literature for structurally related compounds with C₁₆-C₁₇ unsaturation.¹⁹ We also note that the ¹³C NMR signal for C₂₀-CH₃ for the *R*-derivative also appear at higher field (20*S*: 20.74; 20*R*: 20.28). The chemical shift of C₁₆-H in the two compounds also distinguishes the two isomers (**5**: 5.446; **7**: 5.432). The minor product **8** shown in eq 3 is very similar to **6**, yet distinctly different, showing the following diagnostic peaks in the NMR. The C₂₀-vinyl hydrogen in **8** appears at δ 5.259 as a dq compared to the corresponding peak at δ 5.309 (dq, *J* = 7, 2 Hz, 1 H, vinyl, C₂₀-H) in **6**. The other major differences are in the chemical shifts of the allylic hydrogen C₁₆-H (**8**: 3.320 ddd, 8 Hz, 8 Hz, 8 Hz; **6**: 3.423, dd, 8 Hz, 8 Hz) and C₁₈-H₃'s (**8**: 0.844; **6**: 0.860). The almost identical chemical shift of the vinyl C₂₀-Me signals (**6**: 1.607; **8**: 1.604) and the significant differences in chemical shifts (δ **6**: 3.423 and **8**: 3.320) and coupling patterns of C₁₆-H's in the two compounds (**6**: dd; **8**: ddd) also provide indirect support for these two structures in which the *only difference* is the configuration of C₁₆. The up-field shift for C₁₈H₃ in the ¹³C NMR of **8** with a C₁₆- β -substituent compared to the C₁₈H₃ in **6** (C₁₆- α -substituent) is also consistent with the γ -effect observed in *cis*-dialkyl substituted cycloalkanes.²⁰



Functional group compatibility of the Ni(II)-catalyzed hydrovinylation allows the functionalization of diene **4**, derived from 3-acetylepandrosterone. The observed ligand effects parallel the results obtained with the diene **3**. These are listed in Table 2. The C₂₀ (*S*) compound **9** and the corresponding C₂₀ (*R*) compound **11** are produced *without any mutual contamination* using ligands **L10** and **L12** respectively (entries 4 and 8). As with the estrone derivatives, the C₂₀ (*S*) compounds are characterized by the downfield chemical shifts of the C₂₀-CH₃ signals in both the ¹H (**9**: 1.177; **11**: 1.096) and ¹³C NMR (**9**: 20.66; **11**: 20.22).¹⁶ Among other distinguishing features is the diagnostic chemical shift difference of the C₁₆-H in the two epimeric compounds (**9**: 5.376; **11**: 5.360). The NMR features that distinguish the

minor products **10** and **12** mirror what is seen for the byproducts, **6** and **8**, from the estrone-derived system. Thus the C₂₀-Me groups appear at δ 1.554 and 1.557 (almost identical) whereas the C₁₆-H's appear at δ 3.335 (dd) and 3.228 (ddd) [significantly different]. The mechanistic rationale outlined in Scheme 2 for the formation of the two sets of compounds applies here as well.

The steroid D-ring can be elaborated in myriad ways using the diene functionality in **5** and **9**. For example, selective hydroboration of the mono-substituted olefin gives an alcohol (**13** or **14**), which could serve as a precursor for more advanced intermediates. Catalytic hydrogenation of each of these alcohols gives a single product, (**15** or **16**), whose structure is inferred as arising from α -face addition of hydrogen from well-precedented steroid examples.^{19,21} The endocyclic π -bond (C₁₆-C₁₇) will also be a useful handle for oxygenation of the D-ring, a key feature in many important steroidal glycosides,⁷ including potent anticancer agent OSW-1.^{8k}

Conclusions

In summary, here we disclose a new highly stereoselective, ligand-dependent protocol for the installation of exocyclic stereocenters in a steroid D-ring via asymmetric hydrovinylation. Phosphoramidites derived from enantiopure (*S*)-1,1'-biphosphinoxynaphthyl ligands containing (-)-bis[*(R)*-1-phenylethyl]amine (**L12**) gives exclusively 20(*R*)-hydrovinylation adduct, where as enantiomeric ligand (*RaScSc*, **L5**) gives the 20(*S*) product. In the case of the corresponding ligand with the biphenyl scaffolding, **L10**, bis[*(S)*-1-phenylethyl]amine substituent induces 20(*S*)-selectivity. This result is consistent with the observation that the chiral amine component dictates the atropisomeric nature of the fluxional biphenyl unit when the (*SS*)-amine is resident leading to (*R*) axial chirality at the biphenyl,²² and the attendant 20 (*S*)-selectivity in the hydrovinylation reaction. The two alkenes in the resultant diene have differing steric demands for several potential reactions and are ideally juxtaposed for further D-ring functionalization for elaboration along the chain. Such studies are in progress. A slight modification of the reaction also allows the stereoselective preparation of C₁₆-vinyl derivatives.

Supplementary Material

Refer to Web version on PubMed Central for supplementary material.

Acknowledgement

Financial assistance for this research by US National Science Foundation (CHE-0610349) and the National Institutes of Health (General Medical Sciences, R01 GM075107) is gratefully acknowledged.

References

1. For an enantioselective synthesis and leading references, see: Watanabe H, Shimizu H, Mori K. *Synthesis* 1994:1249..
2. Look SA, Fenical W, Jacobs RS, Clardy J. *Proc. Natl. Acad. Sci. U. S. A* 1986;83:6238. [PubMed: 2875457]
3. For a review see, Zanoni G, Franzini M. *Angew. Chem. Int. Ed* 2004;43:4837..
4. a Rowley M, Tsukamoto M, Kishi Y. *J. Am. Chem. Soc* 1989;111:2735. b Boeckman RK Jr. Arvanitis A, Voss ME. *J. Am. Chem. Soc* 1989;111:2737.
5. For a leading reference, a Hijikuro I, Doi T, Takahashi T. *J. Am. Chem. Soc* 2001;123:3716. [PubMed: 11457103] For a review of vitamin D chemistry: b Dai H, Posner GH. *Synthesis* 1994:1383. c Posner GH, Lee JK, White MC, Hutchings RH, Dai H, Kachinski JL, Dolan P, Kensler TW. *J. Org. Chem* 1997;62:3299. [PubMed: 11671717].

6. Pettit GR, Tan R, Xu J-P, Ichihara Y, Williams MD, Boyd MR. *J. Nat. Prod* 1998;61:955. [PubMed: 9677284] and references cited therein
7. Mimaki Y, Yokosuka A, Sashida Y. *J. Nat. Prod* 2000;63:1519. [PubMed: 11087596]
8. For a leading reference, discussion and citations of earlier work, see: a Guevel A-C, Hart DJ. *J. Org. Chem* 1996;61:465. [PubMed: 11666962], and references cited therein. For a pedagogical view of this problem and a historical account of syntheses of *erythro*- and *threo*-juvabionones, see: b Carey FASundberg RJ *Advanced Organic Chemistry* 2001;2848859 Kulwer New York Ed. 2 c Trost BM, Verhoeven TR. *J. Am. Chem. Soc* 1976;98:630. [PubMed: 1245689] d Snider BB. *Acc. Chem. Soc* 1980;13:426. e Snider BB, Deutsch EA. *J. Org. Chem* 1983;48:1823. f Wulkovich PM, Barcelos A, Sereno JF, Baggiolini EG, Hennesey BM, Uskokovic MR. *Tetrahedron* 1984;40:2283. g Andersen NH, Hadley SW, Kelly JD, Bacon ER. *J. Org. Chem* 1985;50:4144. h Mikami K, Kawamoto K, Nakai T. *Tetrahedron Lett* 1985;26:5799. i Mikami K, Loh T-P, Nakai T. *J. Chem. Soc., Chem. Commun* 1988:1430. j Houston TA, Tonaka Y, Koreeda M. *J. Org. Chem* 1993;58:4287. For recent references, dealing with side-chain of the anticancer natural product OSW-1, see: k Yu W, Jin Z. *J. Am. Chem. Soc* 2002;124:6576. [PubMed: 12047177]
9. a Honzawa S, Suhara Y, Nihei K, Saito N, Kishimoto S, Fujishima T, Kurihara M, Sugiura T, Waku K, Takayama H, Kittaka A. *Bioorg. Med. Chem. Lett* 2003;13:3503. [PubMed: 14505658] and references cited therein. One modified D-ring analog with C₂₀ (*S*)- configuration (e.g., Ro 26-9228) was reported to increase bone mineral density while showing reduced calciuria and calcemia compared to a C₂₀ (*R*) analog. Related compounds were found to stimulate HL-60 cell differentiation, and hence could find application for treatment of leukemia. For leading references, see, b Kabat MM, Garofalo LM, Daniewski AJ, Hutchings SD, Liu W, Okabe M, Radinov R, Zhou Y. *J. Org. Chem* 2001;66:6141. [PubMed: 11529743].
10. a Fujishima T, Konno K, Nakagawa K, Kurobe M, Okano T, Takayama H. *Bioorg. Med. Chem* 2000;8:123. [PubMed: 10968271] b Fern  ndez B, P  rez JAM, Granja JR, Castedo I, Mourino A. *J. Org. Chem* 1992;57:3173. See also: c Fern  ndez C, G  mez G, Lago C, Mom  n E, Fall Y. *Synlett* 2005:2163. (d) See also ref. ⁵.
11. a Zhang A, RajanBabu TV. *J. Am. Chem. Soc* 2006;128:54. [PubMed: 16390118] For a recent review of hydrovinylation, see: b RajanBabu TV. *Chem. Rev* 2003;103:2845. [PubMed: 12914483].
12. He Z, Yi CS, Donaldson WA. *Org. Lett* 2003;5:1567. [PubMed: 12713325]
13. De Riccardis F, Meo D, Izzo I, Di Filoppo M, Casapullo A. *Eu. J. Org. Chem* 1998:1965.
14. a Nomura N, Jin J, Park H, RajanBabu TV. *J. Am. Chem. Soc* 1998;120:459. b RajanBabu TV, Nomura N, Jin J, Nandi M, Park H, Sun X. *J. Org. Chem* 2003;68:8431. [PubMed: 14575468]
15. a Feringa BL. *Acc. Chem. Res* 2000;33:346. [PubMed: 10891052] b Arnold LA, Imbos R, Mandoli A, de Vries AHM, Naasz R, Feringa BL. *Tetrahedron* 2000;56:2865. c Alexakis A, Rosset S, Allamand J, March S, Guillen F, Benhaim C. *Synlett* 2001:1375. Hydrovinylation using phosphoramidite ligands: d Franci   G, Faraone F, Leitner W. *J. Am. Chem. Soc* 2002;124:736. [PubMed: 11817933] e Park H, Kumareswaran R, RajanBabu TV. *Tetrahedron* 2005;61:6352. f Smith CR, RajanBabu TV. *Org. Lett* 2008;10:1657. [PubMed: 18351772] g Smith CR, Mans D, RajanBabu TV. *Org. Synth.* 2008 submitted.
16. See Supporting Information for ¹H and ¹³C NMR spectra.
17. H  lscher M, Franci   G, Leitner W. *Organometallics* 2004;23:5606.
18. Discussion of a model for asymmetric induction in nickel-catalyzed asymmetric hydrovinylation, see: a Zhang A, RajanBabu TV. *Org. Lett* 2004;6:1515. [PubMed: 15101781] b Saha B, RajanBabu TV. *J. Org. Chem* 2007;72:2357. [PubMed: 17335230] For the role of hemilabile ligands and counter ions in asymmetric hydrovinylation, see: c Nandi M, Jin J, RajanBabu TV. *J. Am. Chem. Soc* 1999;121:9899.
19. Schmuff NR, Trost BM. *J. Org. Chem* 1983;48:1404.
20. Lambert, JB.; Shurvell, HF.; Lightner, DA.; Cooks, RG. *Organic Structural Spectroscopy*. Printice-Hall; Upper Saddle River, USA: 1998. p. 49
21. Trost BM, Verhoeven TR. *J. Am. Chem. Soc* 1978;100:3435.
22. For a related result in Cu-catalyzed conjugate addition of diethylzinc reagents to enones, see reference 15 (c).

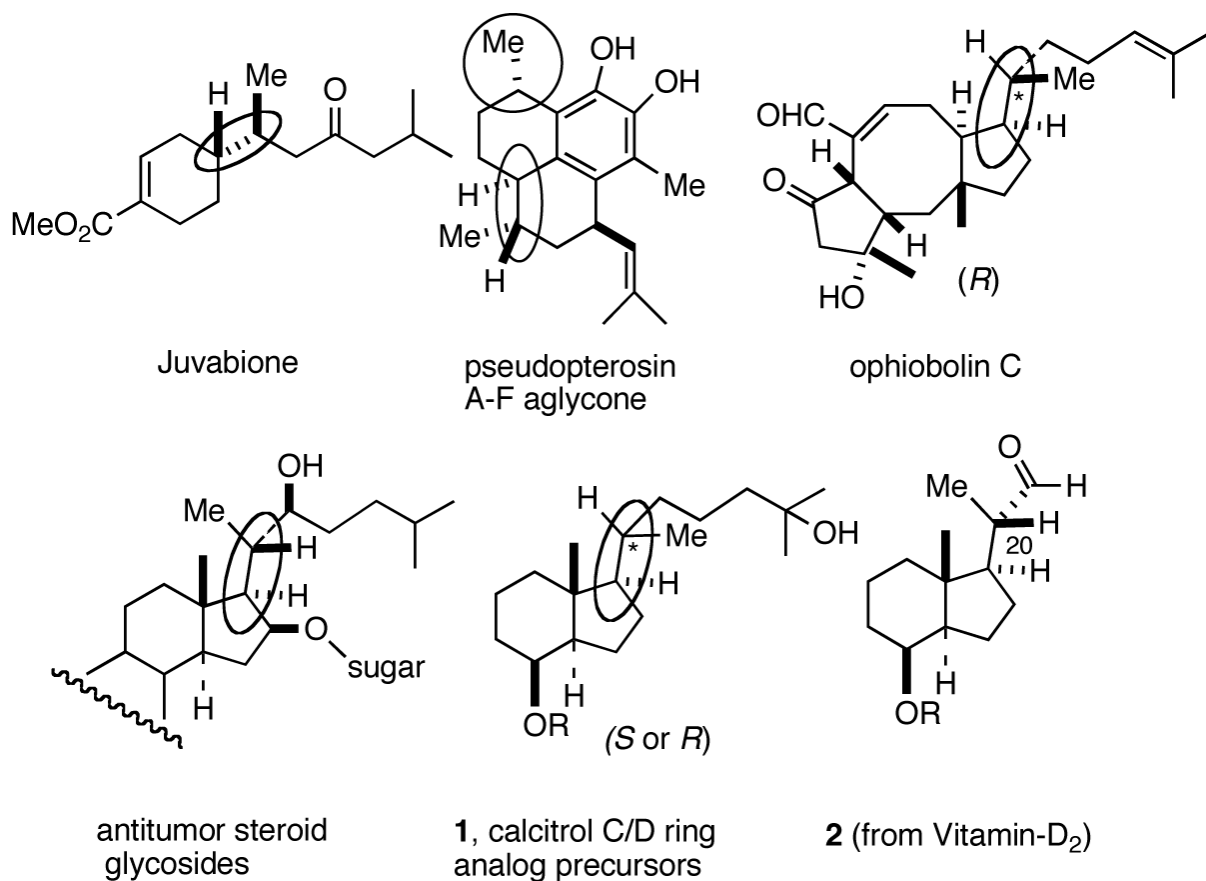
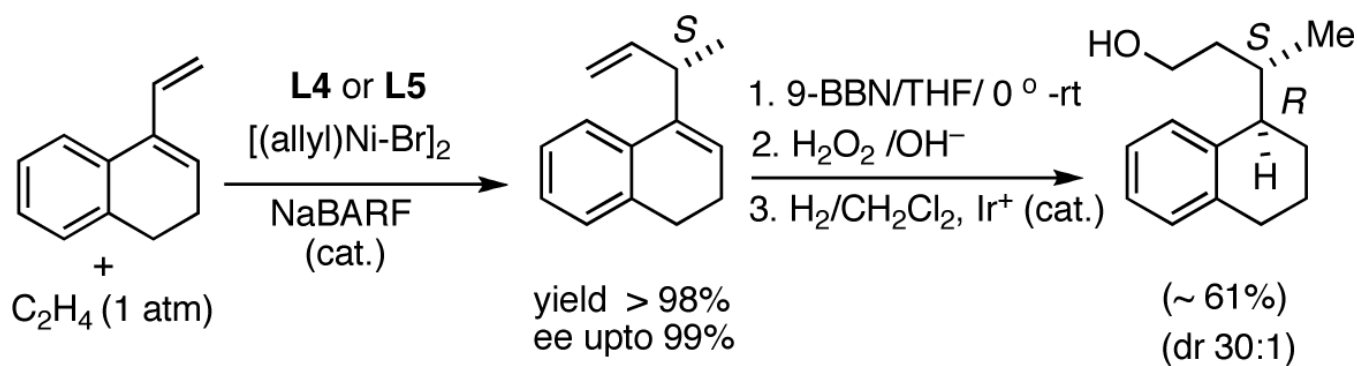


Figure 1.
Important Classes of Natural Products with Exocyclic Chirality with a Methyl-bearing Carbon



Scheme 1.
Exocyclic Stereocenters via Asymmetric Hydrovinylation

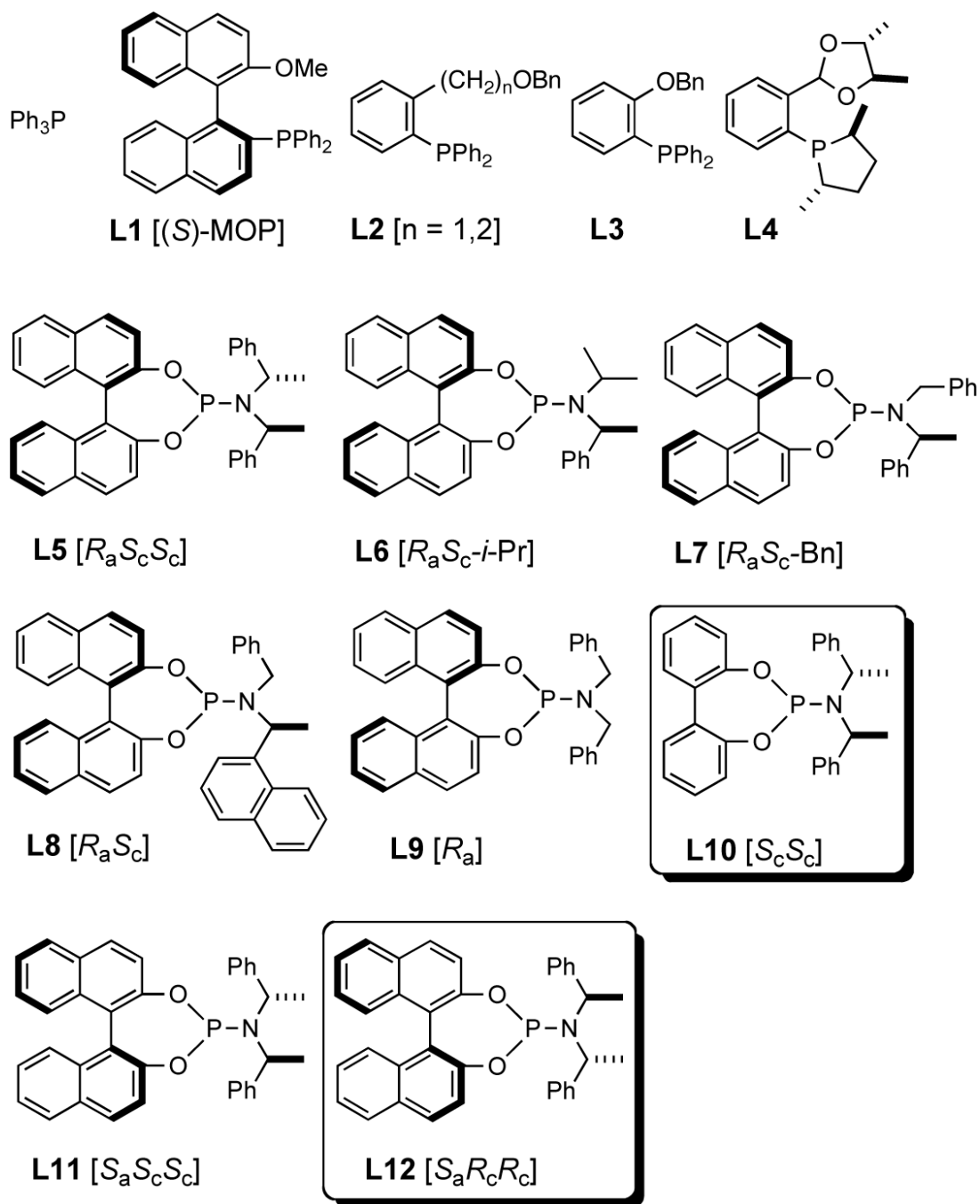
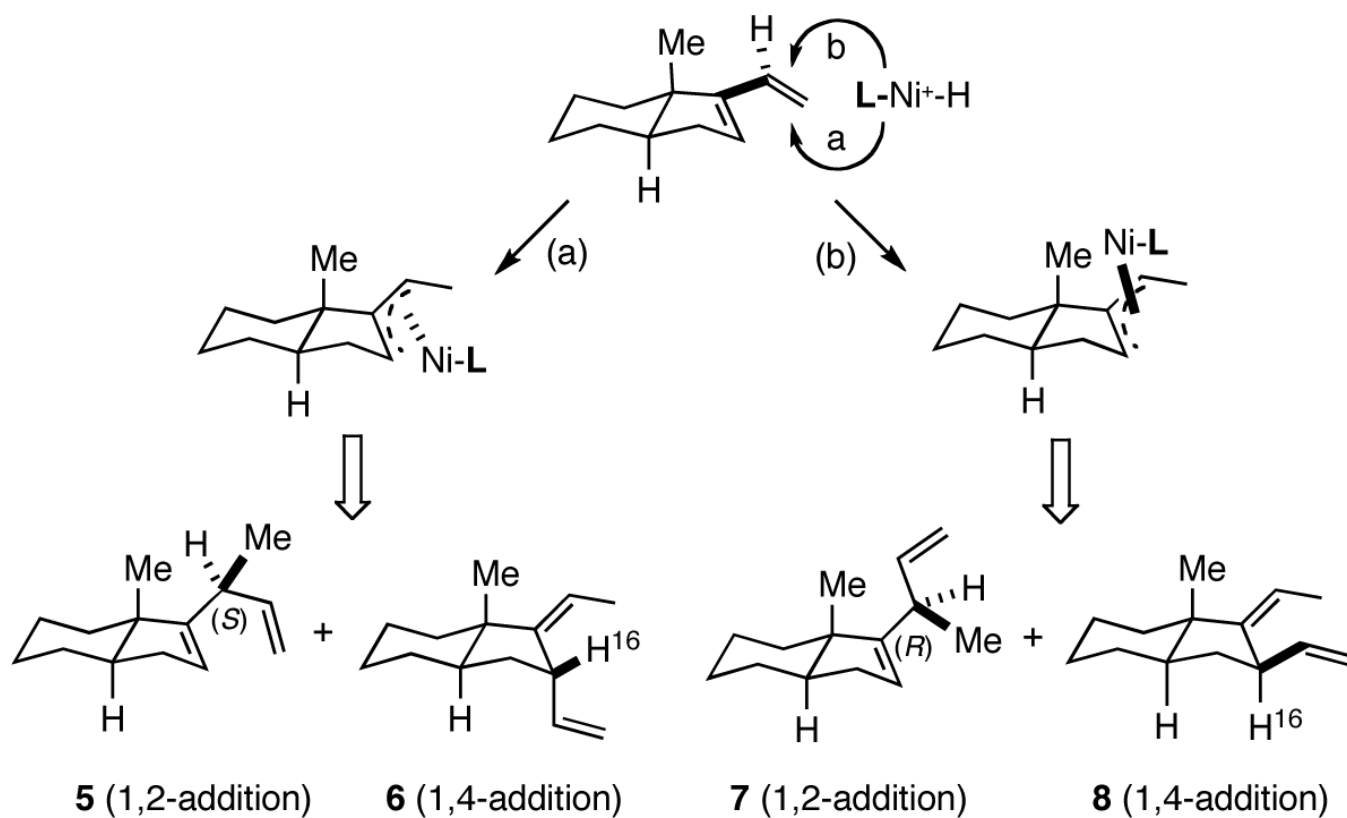
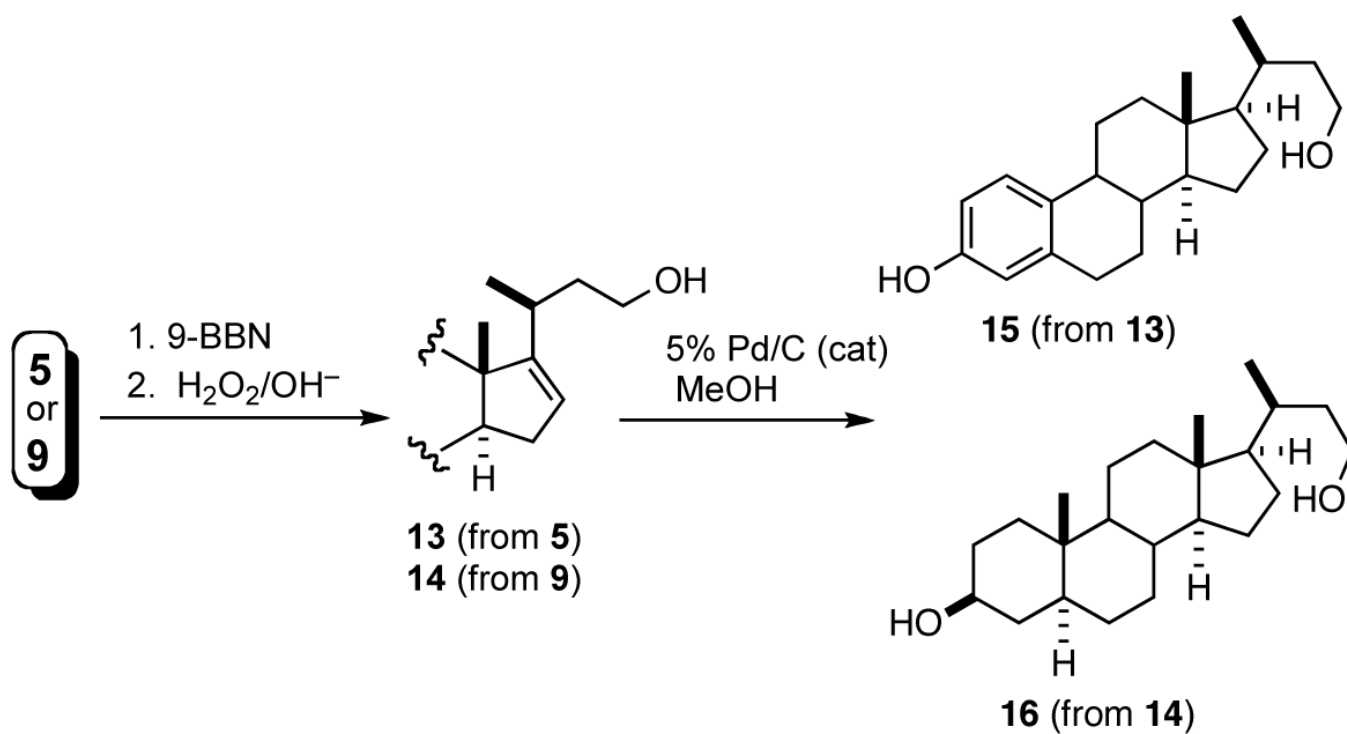


Figure 2.
Ligands for Hydrovinylation of Steroidal 1,3-Dienes

**Scheme 2.**

Origin of 1,2- and 1,4- Adducts in the Hydovinylation Reactions



Scheme 3.
D-Ring Functionalization via Hydrovinylation Adducts

Table 1
Ni-Catalyzed Hydrovinylation of the Steroidal Diene 3^a

no.	ligand/conditions	yield (%)	5(20S):6:7(20R):8 ^b
1.	L3 22 °C, 14 h	76	18:16:45:5 ^c
2.	L4 22 °C, 14 h	76	45:18:15:14 ^c
3.	L5 (<i>RaScSc</i>) 22 °C, 14 h,	64	30:70:0:0
4.	L6 (<i>RaSc-i-Pr</i>) 0–22 °C, 14 h	86	~7:80:0:0 ^c
5.	L10 (<i>ScSc</i>) –10 °C, 14 h	78	83:15:0:0
6.	L10 (<i>ScSc</i>)		
	(a) CH ₂ Cl ₂ , 0 to 22 °C, 4 h	85	71:38:0:0
	(b) toluene, ^d 0 to 22 °C, 14 h	66	88:12:0:0
7.	L10 (<i>ScSc</i>) 0–10 °C, 1 h	84 ^e	90:10:0:0
8.	L10 (<i>ScSc</i>), 0 °C, 10 min, then warmed to 20 °C, 14 h	82	22:72:0:0
9.	L11 (<i>SaScSc</i>) 22 °C, 14 h	83	trace:trace:75:8 ^c
10.	L12 (<i>SaRcRc</i>) 22 °C, 14 h	84	trace:0:70:30

^a See eq 1, 2 and 3. See text for details of the experiments. For entries 1–7, 9 and 10, the reaction was started at the indicated temperature and was warmed to the final temperature with the cold bath in place.

^b ratio as %; no isomerization products unless indicated.

^c rest isomerization products (δ 5.60–5.85)

^d no reaction in EtOAc, C₆F₆.

^e yield based on recovered starting material (40% conversion).

Table 2
Ni-Catalyzed Hydrovinylation of the Steroidal Diene **4**^a

No.	ligand/conditions	yield (%)	9 (20S):10:11(20R):12 ^b
1.	L3 , 0–22 °C, 14 h	73	28:15:42:<5 ^c
2.	L5 (<i>RaScSc</i>); 22 °C, 14 h	74	75:25:0:0
3.	L6 (<i>RaSc-i-Pr</i>) 22 °C, 14 h	86	12:80:0:0 ^c
4.	L10 (<i>ScSc</i>) 0–10 °C, 2 h	83	80:20:0:0
5.	L10 (<i>ScSc</i>) 0–22 °C, 4 h	87	68:30:0:0
6.	L10 (<i>ScSc</i>) 0 °C, 10 min, then warmed to 20 °C, 14 h)	82	20:80:0:0
7.	L11 (<i>SaScSc</i>) 22 °C, 14 h	81	0:<5:66:10 ^c
8.	L12 (<i>SaRcRc</i>) 22 °C, 14 h	69	0:0:65:35

^a See eq 1, 4 and 5.

^b ratio as %; no isomerization unless indicated.

^c contains other olefins (δ 5.60–5.75).