

Marín-Benito, J.M., Carpio, M.J., Mamy, L., Andrades, M.S., Sánchez-Martín, M.J., Rodríguez-Cruz, M.S. 2020. **Field measurement and modelling of chlorotoluron and flufenacet persistence in unamended and amended soils.** *The Science of the Total Environment*, vol. 725, art. 138374.

FIELD MEASUREMENT AND MODELLING OF CHLOROTOLURON AND FLUFENACET PERSISTENCE IN UNAMENDED AND AMENDED SOILS

Jesús M. Marín-Benito^a, M. José Carpio^a, Laure Mamy^b, M. Soledad Andrades^c, María J. Sánchez-Martín^a, M. Sonia Rodríguez-Cruz^{a,*}

^a*Institute of Natural Resources and Agrobiology of Salamanca (IRNASA-CSIC), Cordel de Merinas 40-52, 37008 Salamanca, Spain*

^b*Université Paris-Saclay, INRAE, AgroParisTech, UMR ECOSYS 78850 Thiverval-Grignon, France*

^c*Department of Agriculture and Food, University of La Rioja, Madre de Dios 51, 26006 Logroño, Spain*

*Corresponding author: msonia.rodriguez@irnasa.csic.es (M. Sonia Rodríguez-Cruz)

ABSTRACT

The dissipation and persistence of two cereals herbicides, chlorotoluron and flufenacet, were studied in a field experiment including three replicated plots of unamended soil (S), soil amended with spent mushroom substrate (S+SMS), and soil amended with green compost (S+GC), during the winter wheat cultivation campaign. The SMS and GC organic residues were applied to the soil at rates of 140 or 85 t residue ha⁻¹, and herbicides were sprayed as Erturon[®] and Herold[®] formulations for chlorotoluron and flufenacet, respectively. Concentrations of both herbicides and of their metabolites were regularly measured in the three soil treatments (0-10 cm) from 0 to 339 days. The dissipation kinetics fitted well the single first order (SFO) model, except that of chlorotoluron that fitted the first order multi-compartment (FOMC) model better in the unamended soil. The dissipation rates of herbicides were lower in amended than in unamended soils. The results also showed that the DT₅₀ of chlorotoluron (66.2-88.0 days) and flufenacet (117-145 days) under field conditions were higher than those previously obtained at laboratory scale highlighting the importance of the changing environmental conditions on the dissipation process. Similarly, the formation of chlorotoluron and flufenacet metabolites under field conditions was different from that previously observed in the laboratory. The performance of the MACRO pesticide fate model, parameterized with laboratory data, was then tested against field data. There was a very good agreement between measured and simulated chlorotoluron residue levels in the three soil treatments, while the ability of the model to reproduce the dissipation of flufenacet was good in the unamended soil and very good in S+SMS and S+GC soils. MACRO might be used to estimate the remaining amounts of herbicides in amended soils from degradation data previously obtained at laboratory scale. This would help to

manage herbicide doses in different environmental conditions to preserve the sustainability of agricultural systems.

Keywords: field dissipation, herbicides, soil, spent mushroom substrate, green compost, MACRO model

1. Introduction

Winter wheat is an extensively grown crop with great economic relevance in dry farmland areas of Spain (www.mapa.gob.es), and one of the most important one worldwide. It is cultivated on more than 200 Mha, contributing approximately to 30% (~800 Mt) of the total world cereal production (OECD-FAO, 2019). Climatic conditions (temperature and rainfall) are known to have a great impact on crop yields under the current Mediterranean scenario, but the influence of other common agricultural practices such as the application of herbicides and organic residues remains to be evaluated. Herbicides are needed to control weeds, and many active ingredients are available on the market, especially for certain crops such as cereals (Bai et al., 2018; Thiour-Mauprivez et al., 2019). The application of organic residues guarantees soil fertility and maintains correct organic matter (OM) content and nutrients to obtain crops of good quality and quantity, and at the same time to avoid soil degradation (Palansooriya et al., 2019).

The application of both herbicides and organic residues on soil became a frequent agricultural practice, which could affect the fate of these compounds in the environment (Marín-Benito et al., 2018; Vieublé Gonod et al., 2016). For example, composted spent mushroom substrate (SMS) and green compost (GC) have been efficiently tested for preventing and/or controlling soil and water contamination by

pesticides (Kodesová et al., 2012; Marín-Benito et al., 2018). Among the processes that control the behavior of herbicides under field conditions, their dissipation in the topsoil is the most important one. It is due to abiotic and biotic degradation, loss by volatilization, plant uptake, runoff and/or leaching. Herbicides dissipation in amended soils has been widely studied under laboratory conditions (Barba et al., 2019; Cassigneul et al., 2018; Marín-Benito et al., 2019; Su et al., 2019). On the contrary, herbicides persistence and dissipation in amended soils have been scarcely studied under field conditions (Cañero et al., 2012; García-Delgado et al., 2019).

Chlorotoluron and flufenacet herbicides are recommended for pre- and post-emergence weed control in cereals and various other crops. Chlorotoluron is an urea herbicide with moderate solubility in water and low hydrophobicity, it is moderately persistent and mobile in the soil profile (EC, 2005; PPDB, 2019). Chlorotoluron dissipation/persistence in soils has been rarely studied at field scale (EC, 2005). A few results showed that the dissipation rate increased when the herbicide was repeatedly applied for 12 years (Rouchaud et al., 2000), and that its persistence depends on irrigation and fertilization (Rodríguez-Liébana et al., 2014). Flufenacet is an oxyacetamide herbicide moderately soluble in water and with a high hydrophobic character. It has a low persistence and a medium mobility in soil (EC, 2003; PPDB, 2019). Very few studies report the flufenacet dissipation in field unamended soils (Bloomberg et al., 2002; Rouchaud et al., 1999, 2001). The dissipation rate of the herbicide depends on the season of the year when flufenacet was applied since temperature influences the microbial activity and consequently the biodegradation of this herbicide (Milan et al., 2013; Rouchaud et al., 1999, 2001). The field dissipation of flufenacet is also influenced by soil texture and herbicide characteristics (Rouchaud et al., 2001), but not by the dose (Rouchaud et al., 1999).

Working at field scale has some important drawbacks: it is time consuming and cost prohibitive, and it should be carried out over long time periods to understand the effect of the variable climatic conditions on the fate of pesticide (Boesten and van der Pas, 2000; Holvoet et al., 2007; Willkommen et al., 2019). These disadvantages are often responsible for the shortage of this type of studies. Therefore, the combination of laboratory and modelling studies can represent an interesting alternative to field studies, provided that models efficiency had been previously tested by comparison with field data. Numerous pesticide fate models, which were parameterized with sensitive data from laboratory studies such as pesticide adsorption and degradation coefficients (Dubus et al., 2003), and tested against field data, have been successfully used to assess the mobility and/or persistence of herbicides in soils (Garraat et al., 2002; Martínez et al., 1994). However, these numerical models were rarely tested to simulate the fate of herbicides in amended soils (Marín-Benito et al., 2020). Finally, the use of model able to simulate the persistence of herbicides in amended soils would be of great interest to assess soil residual amounts of pesticides which may affect subsequent crops. Indeed, some studies have shown that high herbicide residue levels in non-amended soils, due to the long persistence of these compounds in certain conditions, may result in damage to successive crops (James et al., 1999; Palhano et al., 2018; Scursoni et al., 2017).

Therefore, the objectives of this work were: (i) to study the field dissipation kinetics of the chlorotoluron and flufenacet herbicides, and the formation of their metabolites, in an agricultural soil without amendment (S) and amended with spent mushroom substrate (S+SMS) or with green compost (S+GC), (ii) to fit their dissipation to the most simple and acceptable kinetic model by using statistical indexes, and (iii) to assess the ability of the MACRO pesticide fate model to simulate the persistence of these herbicides.

2. Materials and methods

2.1. Experimental site, soil sampling and processing

The field experiment was set up at the Muñovela experimental farm belonging to the Institute of Natural Resources and Agrobiology of Salamanca, Spain (40°54'15''N latitude and 5°46'26''W longitude), during the 2016-2017 winter wheat cultivation campaign. The experiment involved randomized complete blocks with nine plots of 9 m × 9 m corresponding to the following three treatments, each in three replicates: unamended control soil (S), soil amended with spent mushroom substrate (S+SMS), and soil amended with green compost (S+GC) (Carpio et al., 2020). The soil was an Eutric-Chromic Cambisol (IUSS Working Group WRB, 2015) with sandy-loam texture (80.4% sand, 4.7% silt, and 14.9% clay). The soil physicochemical characteristics were determined by standard analytical methods (Carpio et al. 2020; Sparks, 1996) (**Table S1** in Supplementary Material). The SMS and GC organic residues were applied at rates of 140 and 85 t ha⁻¹ (dry weight basis), respectively, and incorporated into the top 20 cm at the beginning of the experiment. The SMS is originated from *Agaricus bisporus* and *Pleurotus ostreatus* (2:1) cultivation, and the GC from the pruning of plants and trees in parks and gardens. They were composted following an aerobic process, and were supplied by Sustratos de la Rioja S.L. (Pradejon, Spain) and Viveros El Arca S.L. (Salamanca, Spain), respectively. The main characteristics of both organic residues were determined in air-dried and sieved (< 2 mm) samples (**Table S2** in Supplementary Material) using the methods reported by Carpio et al. (2020). Winter wheat was sown on 14 November 2016 and harvested on 3 July 2017. After harvest, a bare soil was maintained during the fallow period. The field experiment ended on 5 November 2017 (339 days after the herbicide application).

Chlorotoluron and flufenacet (**Table S3** in Supplementary Material) were sprayed at 15 and 5 kg a.i. ha⁻¹, respectively, as Erturon® (chlorotoluron 50% w/v, Cheminova Agro S.A., Madrid, Spain) and Herold® (flufenacet 40% w/v, Bayer Crop Science S.L., Valencia, Spain) commercial formulations. The chemicals were jointly applied in pre-emergence using a sprayer attached to a tractor on 1 December 2016. According to the experimental farm's records, none of the chemicals had ever been applied to the experimental field, as an initial onsite background analysis did not detect any residues.

The herbicides dissipation was studied in unamended, SMS- and GC-amended soils from 0 to 339 days after their application. At each sampling time (1, 5, 10, 13, 17, 21, 33, 38, 45, 53, 60, 70, 80, 89, 104, 124, 145, 151, 173, 199, 229, 269, 311 and 339 days), five 10-cm soil subsamples were randomly sampled in each plot, and representative average soil samples of each plot were obtained by mixing the five subsamples. The composite samples were then put into plastic bags and transported in portable refrigerators to the laboratory, where they were homogenised and sieved (< 2 mm), and stored at 4°C until their analysis.

For modelling studies, climatic data (rainfall, maximum, minimum and average air temperature) were daily monitored using a meteorological station located at the field site. Additional evapotranspiration data were obtained from the station of Matacan airport (23 km away from Muñovela farm).

2.2. Herbicides extraction and analysis

The analytical standards of chlorotoluron and flufenacet (> 99.5% purity) and of their major metabolites, desmethyl chlorotoluron, flufenacet ESA sodium salt, and flufenacet OA (> 99.3% purity), were supplied by Sigma Aldrich Química S.A.

(Madrid, Spain) (**Table S3**). The extraction and analysis of both herbicides and of their major metabolites were done according to Marín-Benito et al. (2019). Briefly, triplicate subsamples of moist soil (6 g) from each composite sample of unamended or amended soils, taken at each sampling time, were extracted with acetonitrile (12 mL). Then, they underwent an ultrasonic bath (1 h, 20 °C), and they were shook (24 h, 20 °C), centrifuged (5045 g, 15 min), and filtrated (< 0.45 µm). Extracts (8 mL) were evaporated until dryness at 25 °C under a nitrogen stream using an EVA-EC2-L evaporator (VLM GmbH, Bielefeld, Germany). The residue was dissolved in 0.75 mL of acetonitrile and transferred to a glass vial for analysis. The herbicides and their metabolites were determined by HPLC-DAD-MS using a Waters chromatograph (Waters Assoc., Milford, USA).

2.3. Modelling of herbicides dissipation

To model the dissipation of herbicides in the field, the MACRO model (version 5.2) was selected because it is used at the European level for pesticide registration (FOCUS, 2000) and because it is one of the most efficient to simulate the fate of pesticides in the environment, and especially in amended soils (Marín-Benito et al., 2020).

MACRO is a process-based, one-dimensional, dual-permeability model able to simulate preferential flow processes. The model is presented in detail in Larsbo and Jarvis (2003). In few words, the soil pore system is partitioned into micropore and macropore domains with separate flow rate and solute concentration for each domain. The boundary between the two domains is defined by a given soil water pressure head, and by the corresponding water content and hydraulic conductivity. In the micropores, water flow and solute transport are described by the Richards' equation and the

convection–dispersion equation, respectively. Water flow in the macropores is treated as a gravity driven process, and solute transport is assumed to be solely convective. The adsorption of pesticide is assumed to be linear, instantaneous, and reversible, and its degradation follows first-order kinetic. The model implements physically based expressions using an effective aggregate half-width to calculate the water and solute exchange between the micropore and macropore domains.

The model was mainly parameterized with site-specific data (soil, crop, climate, herbicides), and the parameterization was completed using data from the literature, pedotransfer functions and defaults values for parameters that cannot be measured such as some hydraulic ones. Detailed description of the parameterization and calibration of the model for the 1.6-m unamended, SMS- and GC-amended soil profiles can be found in Marín-Benito et al. (2020) together with the parameter values. **Table S1** summarizes the main physicochemical and hydraulic input parameters for the top 10 cm of S, S+SMS and S+GC soils, and the main crop and herbicide input parameters are shown in **Tables S4** and **S5** (in Supplementary Material), respectively. It has to be highlighted that the DT_{50} (time to 50% degradation, days) values used to parameterize the model were taken from laboratory experiments with unamended control and amended soil samples taken *in situ*, at 6°C and 40% of the maximum soil water holding capacity (Marín-Benito et al., 2019).

2.4. Data analysis

FOCUS work group guidelines were followed to select the best kinetic model for each herbicide and soil treatment (FOCUS, 2006). According to these guidelines, herbicide dissipation kinetics were initially fitted to single first-order (SFO) and first order multi-compartment (FOMC) kinetic models. The coefficient of determination and

the chi-square test were calculated as indicators of the goodness of fit. Based on the acceptability criterion of these guidelines included in Supplementary Material, no more models reported in FOCUS (2006) and also in the literature (Sarmah and Close, 2009; Srinivasan et al., 2014) were tested. The herbicide concentrations, which were measured one day after the application in the three soil treatments, were considered as 100% of the amounts applied. The DT₅₀ values were used to characterize the decay curves and to compare the variations in dissipation rates. The kinetic model parameters were estimated using the Excel Solver add-in Package (FOCUS, 2006). An additional description of the dissipation kinetic models is included in Supplementary Material.

The performance of MACRO was assessed using three statistical indices, the efficiency (*EF*), the coefficient of residual mass (*CRM*), and the root mean square error (*RMSE*), which were additionally estimated for the kinetic models (Smith et al., 1996):

$$EF = 1 - [\sum_{i=1}^n (S_i - O_i)^2 / \sum_{i=1}^n (O_i - O_m)^2] \quad (1)$$

$$CRM = (\sum_{i=1}^n O_i - \sum_{i=1}^n S_i) / \sum_{i=1}^n O_i \quad (2)$$

$$RMSE = (100/O_m) [\sum_{i=1}^n (S_i - O_i)^2 / n]^{1/2} \quad (3)$$

where *S_i* and *O_i* are the simulated and observed (measured) values, respectively, *O_m* is the mean observed value, and *n* is the number of data. The optimum value of *EF* is +1 and that of *CRM* and *RMSE* is zero. If *CRM*>0 (<), then there is an under (over) estimation of observed values.

3. Results and discussion

3.1. Dissipation kinetics of chlorotoluron in field unamended and amended soils

The dissipation kinetics of chlorotoluron fitted best the FOMC model in the unamended soil S, and the SFO one in S+SMS and S+GC soils (**Fig. 1, Table 1**). This differs from the results of previous works showing that the dissipation kinetic of

chlorotoluron in unamended soil followed SFO, while it fitted bi-phasic double first-order in parallel model (DFOP) in organic-amended soil (Rodríguez-Liébana et al., 2014; Rouchaud et al., 2000). At the end of the experiment (339 days), higher concentrations of chlorotoluron were detected in unamended soil S (15.7%) than in S+SMS (5.97%) or S+GC (8.77%) soils (**Fig. 1**). In the unamended soil, the DT_{50} of chlorotoluron was found to be 66.2 days (**Table 1**), which is consistent with published values ranging from 26 to 64 days (PPDB 2019; Rouchaud et al., 2000). For all soils (unamended and amended), the field DT_{50} were higher than those obtained in laboratory conditions (Marín-Benito et al., 2019) highlighting the importance of the variable environmental conditions on the dissipation process.

In the unamended soil S, more than 26% of chlorotoluron were dissipated 33 days after its application. This high dissipation rate of the herbicide could be explained by its high mobility to deeper soil layers (Carpio et al., 2020; PPDB, 2019). The dissipation rate of chlorotoluron in S+SMS soils was lower than in the unamended soil S, but the dissipation rates were almost similar in S and S+GC (**Table 1**). The lower dissipation rate of chlorotoluron in S+SMS soil can be explained by the decrease in its leaching through the soil profile because of higher adsorption: K_d values as determined by Carpio et al. (2020) were 0.773 L kg^{-1} in S soil and 4.773 L kg^{-1} in S+SMS (**Table S5**). High adsorption of chlorotoluron by amended soils leads to a decrease in the bioavailability of the herbicide to be degraded, as reported previously for this herbicide (Kodešová et al., 2012; Marín-Benito et al., 2019) and for other compounds (Barba et al., 2019; Su et al., 2019). On the contrary, Rodríguez-Liébana et al. (2014) found a rapid dissipation of chlorotoluron ($DT_{50} = 2.4$ days) in a field amended soil. They related this result to the low water solubility and high hydrophobicity of chlorotoluron, but also indicated a possible increase of aged residues of herbicide over time.

The dissipation of chlorotoluron was consistent with the detection of its desmethyl chlorotoluron metabolite in the soils over the entire experimental period (Table S3). The N-dealkylation, giving desmethyl chlorotoluron, has indeed been reported as the main degradation pathway of chlorotoluron in soils (Gross et al., 1979; EC, 2005; PPDB, 2019). This metabolite was also observed in laboratory degradation experiments at 6°C and 16°C in similar soils (Marín-Benito et al., 2019). In the unamended soil S, the concentration of desmethyl chlorotoluron increased from the first day of experiment up to 80 days, and then it remained constant up to 339 days. However, its formation was delayed in the S+SMS and S+GC soils as it was only detected after 33 and 13 days, respectively. Then, the concentrations of desmethyl chlorotoluron increased up to 80 days in S+SMS and S+GC, and decreased up to 173 days, when the metabolite was not detected (Fig. 3). The amounts of metabolite that were formed in the soils followed the order: S > S+GC > S+SMS. This is consistent with the increase in the adsorption coefficients of chlorotoluron in these soils, so with a concomitant decrease in herbicide bioavailability. Peaks of metabolites were detected at 89 and 151 days in unamended soil S, and at 80 days in S+SMS and S+GC soils (Fig. 3). The corresponding concentrations were 0.184 and 0.177 $\mu\text{g g}^{-1}$ dry soil in unamended soil S, 0.053 and 0.194 $\mu\text{g g}^{-1}$ in S+SMS and S+GC, respectively, and the total cumulative amount accounted for 23.5%, 2.83% and 10.6% of the applied herbicide.

These results were similar to those found for the degradation of chlorotoluron under laboratory conditions, where the cumulative amount of desmethyl chlorotoluron was lower in S+SMS than in S and S+GC soils (Marín-Benito et al., 2019), indicating that the herbicide degradation mechanisms were different in S+SMS than in S and S+GC treatments. The high adsorption of chlorotoluron by S+SMS could explain a low

bioavailability of the herbicide to be degraded and consequently the low amount of metabolite produced in this soil. However, it should be noted that the dissipation and/or mobility of chlorotoluron could be affected by the dissolved organic carbon (DOC), especially in S+SMS which had the highest DOC content (Carpio et al., 2020). Chlorotoluron could remain adsorbed by the soil OC but also adsorbed by DOC in solution, what enhances its mobility and/or its degradation by microorganisms (Marín-Benito et al., 2012). A high retention of the metabolite by S+SMS or the formation of non-extractable residues could also have occurred. The formation of bound residues for desmethyl chlorotoluron has not been reported previously in the literature, although it would be possible according to its higher K_{oc} (248 mL g⁻¹), compared to the parent compound (196 mL g⁻¹) (**Table S3**) (PPDB, 2019). The greater ability metabolites have to form bound residues than their parent compounds has been reported in the literature for other pesticides (Marín-Benito et al., 2012; Papadopoulou et al., 2016).

Finally, mineralization and/or the formation of bound residues of chlorotoluron could also have happened (EC, 2005). Both additional dissipation pathways may have been facilitated in the S+SMS and S+GC soils because of a higher content of both DOC (more herbicide in solution) and OC (higher adsorption of herbicide), respectively, compared to unamended soil S, as observed for other pesticides (Marín-Benito et al., 2012).

3.2. Dissipation kinetics of flufenacet in field unamended and amended soils

The dissipation of flufenacet was initially slower in amended soils than in the unamended soil, but the dissipation rates were faster after the DT₅₀ were reached. The dissipation kinetics of flufenacet fitted well the SFO model for the three soil treatments (**Table 2, Fig. 2**). This is consistent with the results of Bloomberg et al. (2002) and

Rouchaud et al. (1999, 2001), who showed that the flufenacet dissipation kinetics followed the SFO model in unamended soil under field conditions. At the end of the experiment (339 days), the residues of flufenacet were 7.02% in S, 7.89% in S+SMS and 2.67% in S+GC (% of initial amounts), showing that flufenacet dissipation increased for all soil treatments at the end of the experimental period. The degradation rates of flufenacet were lower than those of chlorotoluron in the three soils (**Tables 1 and 2**), although the residual amounts of flufenacet after 339 days were lower than those of chlorotoluron in S and S+GC soils. This is in agreement with what is frequently observed as flufenacet is less water soluble and more hydrophobic than chlorotoluron (PPDB, 2019). The DT_{50} of flufenacet were higher in amended soils than in unamended soil following the order: $S < S+SMS < S+GC$ (**Table 2**). Sixty days after treatment, the residual amounts of flufenacet in S+SMS (90% of initial applied) and S+GC (92%) soils were strongly higher than in the unamended soil S (69%) (**Fig. 2**). The rapid dissipation of flufenacet in S soil compared to that in S+SMS and S+GC is related to its adsorption as K_d values increase as follows: $S (1.038 \text{ L kg}^{-1}) < S+GC (2.909 \text{ L kg}^{-1}) < S+SMS (6.340 \text{ L kg}^{-1})$ (Carpio et al., 2020) (**Table S5**). This is in agreement with the findings of Gajbhiye and Gupta (2001), who observed an increase in the persistence of flufenacet in soils with higher adsorption capacity.

The DT_{50} of flufenacet in the unamended soil S (117 days) was found to be higher than those reported for unamended agricultural soils under field conditions (from 14.2 to 68.1 days) (PPDB, 2019). This result can be explained by the different seasons of the year during which the dissipation studies were carried out. Indeed, the dissipation of flufenacet under field conditions was shown to be accelerated during spring and summer when temperatures were higher than in winter because of the associated increased microbial activities in soil (Rouchaud et al, 1999, 2001). In our study, the

herbicides were applied at the end of autumn (1 December 2016) with minimum temperatures ranging from -11.6 to 8.8 °C up to the DT₅₀ of flufenacet was reached in all treatments (145 days after the application, **Table 2**). These low temperatures could have contributed to a decrease in the soil microbial activity, knowing that microbial degradation drives flufenacet dissipation (Milan et al., 2013). It has to be noted that the dissipation pattern of flufenacet in the field was different from that observed in laboratory, as shown for chlorotoluron, since flufenacet was more persistent in the field than in the laboratory (Marín-Benito et al., 2019). These results also corroborate the DT₅₀ reported by the Pesticide Properties DataBase (PPDB, 2019).

In any case over the experimental period, the flufenacet ESA metabolite was not detected, and the flufenacet OA metabolite was only detected at concentrations below the LOQ, although the formation of flufenacet metabolites in unamended soil under field conditions has been reported (Bloomberg et al., 2002, Lam et al., 2002), as well as their formation under laboratory conditions (Marín-Benito et al., 2019). However, in our field experiment, the high DOC content of S+SMS and S+GC soil may have enhanced the degradation and/or the downward mobility of the herbicide over time (Marín-Benito et al., 2020). In addition, other processes contributing to flufenacet dissipation, such as mineralization and/or the formation of bound residues, could have occurred (EC, 2003).

3.3. Modelling herbicide persistence

The performance of MACRO to simulate the dissipation of chlorotoluron in the top 10 cm of the three soil treatments was very good, as shown by the high EF values (Ritter and Muñoz-Carpena, 2013), the CRM values close to zero and the low RMSE values (**Table 3, Fig. 1**). The measured concentrations of chlorotoluron in S and S+SMS soils were weakly underestimated by MACRO while they were weakly

overestimated in the S+GC treatment (**Table 3**). For flufenacet, the simulated concentrations values agreed closely with the observed data (**Fig. 2**), and the ability of MACRO to reproduce the dissipation of this herbicide can be denoted as good for the unamended soil S and very good for S+SMS and S+GC soils (Ritter and Muñoz-Carpena, 2013) (**Table 3**). MACRO slightly overestimated the dissipation of flufenacet in the three soil treatments ($CRM < 0$, **Table 3**). In general, for both herbicides in the three soils, the MACRO simulation results were within the standard deviation of the mean remaining percentages observed (**Figs. 1 and 2**).

The comparison of fitted and simulated DT_{50} and DT_{90} (time to 90% dissipation, days) values showed that they closely agreed for chlorotoluron in the three soils (**Table 4, Figs. 1 and 2**). The coefficients of variation (CV) of the DT_{50} and DT_{90} in the unamended and amended soils ranged from 4% to 16% and from 4% to 32%, respectively (**Table 4**). For flufenacet, MACRO predictions were worse than for chlorotoluron in most of the soil treatments, with CV of the DT_{50} ranging from 10% to 28%, and those of DT_{90} ranging from 7% to 39% (**Table 4, Fig. 2**). As indicated above, processes such as the formation of non-extractable residues, which are not simulated by MACRO, could explain the higher ability of the model to estimate the fitted DT_{50} and DT_{90} of chlorotoluron than of flufenacet with higher adsorption capacity (**Table S5**).

For both herbicides, the simulated DT_{90} (persistence) were generally lower than the fitted ones in all soil treatments (**Table 4**). The high CV of DT_{90} compared to those of DT_{50} in the unamended soils (**Table 4**) indicate that the model efficiency to reproduce the dissipation of the herbicides in natural soils decreases with simulation time. The model showed a tendency to underestimate the remaining amounts of both herbicides in the unamended soils one year after the application. This tendency could reduce the use of the pesticide fate model as predictive tool in unamended soils. This is

consistent with the results of Garrat et al. (2002) and Martínez et al. (1994). Nevertheless, the use of DT_{50} obtained from laboratory experiments as input in the MACRO model allows satisfactory simulation of the dissipation of chlorotoluron and flufenacet under amended field conditions, and especially that of chlorotoluron which has the lowest persistence.

4. Conclusions

The field dissipation kinetics of two cereals herbicides, chlorotoluron and flufenacet, fitted well the SFO model in unamended and amended soils, except that of chlorotoluron that fitted the FOMC model better in the unamended soil. The application of the SMS and GC organic amendments to soil slowed down the dissipation rates of chlorotoluron and flufenacet compared to unamended soils as previously observed under controlled laboratory conditions. However, the DT_{50} of chlorotoluron and flufenacet under field conditions were higher than those obtained in laboratory highlighting the importance of changing environmental conditions on the dissipation process. These changes also affected the formation rates of their metabolites at field scale compared with those at laboratory.

The field dissipation kinetics of both herbicides were then simulated with the MACRO pesticide fate model parameterized with laboratory data. The results showed that MACRO might be reasonably used as a tool to estimate the remaining amounts of herbicides in the root zone of amended soils knowing their DT_{50} and K_d previously obtained from laboratory experiments. Therefore, MACRO can help to assess if an herbicide can be applied in amended soils without causing damage on succeeding crop. This would help to manage herbicide doses in different environmental conditions to preserve the sustainability of agricultural systems.

399

400 **Acknowledgements**

401 This work has been funded by MINECO/FEDER UE (Project AGL2015-69485-R) and
402 MCIU/AEI/FEDER, UE (Project RTI2018-101587-J-I00). J.M. Marín-Benito thanks
403 MINECO for his Juan de la Cierva-Incorporación (IJCI-2014-19538) contract. M.J.
404 Carpio thanks for her predoctoral contract co-funded by European Social Fund (ESF)
405 and the Consejería de Educación (Junta de Castilla y León Government). The authors
406 thank J.M. Ordax for his technical assistance.

407

408

409 **References**

- 410 Bai, Z., Caspari, T., Gonzalez, M.R., Batjes, N.H., Mäder, P., Bünemann, E.K., de
411 Goede, R., Brussaard, L., Xu, M., Ferreira, C.S.S., Reintam, E., Fan, H., Mihelič,
412 R., Glavan, M., Tóth, Z., 2018. Effects of agricultural management practices on
413 soil quality: A review of long-term experiments for Europe and China. *Agric.*
414 *Ecosys. Environ.* 265, 1-7.
- 415 Barba, V., Marín-Benito, J.M., García-Delgado, C., Sánchez-Martín, M.J., Rodríguez-
416 Cruz, M.S., 2019. Assessment of ^{14}C -prosulfocarb dissipation mechanism in soil
417 after amendment and its impact on the microbial community. *Ecotoxicol. Environ.*
418 *Saf.* 182, 109395.
- 419 Bloomberg, A.M., Shadrick, B.A., Arthur, E.L., Clay, V.E., 2002. Outdoor soil
420 metabolism of [phenyl- ^{14}C] flufenacet on California soils. *Pesticide*
421 *Environmental Fate* 813, 167–182. [https://pubs.acs.org/doi/10.1021/bk-2002-](https://pubs.acs.org/doi/10.1021/bk-2002-0813.ch012)
422 [0813.ch012](https://pubs.acs.org/doi/10.1021/bk-2002-0813.ch012)
- 423 Boesten, J.J.T.I., van der Pas, L.J.T., 2000. Movement of water, bromide and the

pesticides ethoprophos and bentazone in a sandy soil: the Vredepeel data set. Agric. Water Manag. 44, 21–42.

Cañero, A.I., Becerra, D., Cornejo, J., Hermosín, M.C., Albarrán, Á., López-Piñeiro, A., Cox, L., 2012. Transformation of organic wastes in soil: Effect on bentazone behaviour. Sci. Total Environ. 433, 198-205.

Carpio, M.J., Rodríguez-Cruz, M.S., García-Delgado, C., Sánchez-Martín, M.J., Marín-Benito, J.M., 2020. Mobility monitoring of two herbicides in amended soils: A field study for modeling applications. J. Environ. Manag. 260, 110161.

Cassigneul, A., Benoit, P., Nobile, C., Bergheaud, V., Dumeny, V., Etiévant, V., Maylin, A., Justes, E., Alletto, L., 2018. Behaviour of S-metolachlor and its oxanilic and ethanesulfonic acids metabolites under fresh vs. partially decomposed cover crop mulches: A laboratory study. Sci. Total Environ. 631-632, 1515-1524.

Dubus, I.G., Brown, C.D., Beulke, S., 2003. Sensitivity analyses for four pesticide leaching models. Pest Manag. Sci. 59, 962–982.

EC (European Commission. Directorate-General Health & Consumer Protection), 2003. Review report for the active substance flufenacet. 30 pp.

EC (European Commission. Directorate-General Health & Consumer Protection), 2005. Review report for the active substance chlorotoluron. 54 pp.

FOCUS (FORum for Co-ordination of pesticide fate models and their Use), 2000. FOCUS groundwater scenarios in the EU review of active substances. Report of the FOCUS Groundwater Scenarios Workgroup EC Document Reference Sanco/321/ 2000 Rev.2 (202 pp).

FOCUS (FORum for Co-ordination of pesticide fate models and their Use), 2006. Guidance Document on estimating persistence and degradation kinetics from environmental fate studies on pesticides in EU registration. Report of the FOCUS

work group on degradation kinetics. EC Documents Reference Sanco/10058/2005
version 2.0 (434 pp).

Gajbhiye, V.T., Gupta, S., 2001. Adsorption–desorption behavior of flufenacet in five
different soils of India. *Pest. Manag. Sci.* 57, 633–639.

García-Delgado, C., Barba, V., Marín-Benito, J.M., Igual, J.M., Sánchez-Martín, M.J.,
Rodríguez-Cruz, M.S., 2019. Influence of different agricultural management
practices on soil microbial community over dissipation time of two herbicides. *Sci.*
Total Environ 646, 1478–1488.

Garratt, J.A., Capri, E., Trevisan, M., Errera, G., Wilkins, R.M., 2002. Parameterisation,
evaluation and comparison of pesticide leaching models to data from a Bologna
field site, Italy. *Pest. Manag. Sci.* 58, 3–20.

Gross, D., Laanio, T., Dupuis, G., Esser, H.O., 1979. The metabolic behavior of
chlorotoluron in wheat and soil. *Pestic. Biochem. Physiol.* 10, 49–59.

Holvoet, K.M., Seuntjens, P., Vanrolleghem, P.A., 2007. Monitoring and modeling
pesticide fate in surface waters at the catchment scale. *Ecol. Modell.* 209, 53–64.

IUSS Working Group WRB, 2015. World reference base for soil resources 2014, update
2015. *World Soil Resources Reports No. 106*. ISSN 0532-0488. FAO, Rome.

James, R.M., Esau, R., Boswall, A.L., 1999. Effects of quinclorac on following
rotational crops. *Weed Technol.* 13, 548-553.

Kodesová, R., Kocárek, M., Hajková, T., Hýbler, M., Drábek, O., Kodes, V., 2012.
Chlorotoluron mobility in compost amended soil. *Soil Till. Res.* 118, 88–96.

Lam, C.K., McKinney, M.K., Clay, V.E. 2002. Evaluation of laboratory and field
extraction methods: Extraction of [phenyl-U-¹⁴C] flufenacet from aged soils.
Pesticide Environmental Fate 813, 155-166. [https://pubs.acs.org/doi/10.1021/bk-](https://pubs.acs.org/doi/10.1021/bk-2002-0813.ch011)
2002-0813.ch011.

474 Larsbo, M., Jarvis, N., 2003. MACRO 5.0. A model of water flow and solute transport
 475 in macroporous soil. Technical description. Rep Emergo, Swedish University of
 476 Agricultural Sciences, Uppsala, Sweden (49 pp).
 477 Marín-Benito, J.M., Andrades, M.S., Sánchez-Martín, M.J., Rodríguez-Cruz, M.S.,
 478 2012. Dissipation of fungicides in a vineyard soil amended with different spent
 479 mushroom substrates. *J. Agric. Food Chem.* 60, 6936–6945.
 480 Marín-Benito, J.M., Barba, V., Ordax, J.M., Andrades, M.S., Sánchez-Martín, M.J.,
 481 Rodríguez-Cruz, M.S., 2018. Application of green compost as amendment in an
 482 agricultural soil: Effect on the behavior of triasulfuron and prosulfocarb under field
 483 conditions. *J. Environ. Manag.* 207, 180–191.
 484 Marín-Benito, J.M., Carpio, M.J., Sánchez-Martín, M.J., Rodríguez-Cruz, M.S., 2019.
 485 Previous degradation study of two herbicides to simulate their fate in a sandy loam
 486 soil: Effect of the temperature and the organic amendments. *Sci. Total Environ.*
 487 653, 1301–1310.
 488 Marín-Benito, J.M., Mamy, L., Carpio, M.J., Sánchez-Martín, M.J., Rodríguez-Cruz,
 489 M.S., 2020. Modelling herbicides mobility in amended soils: calibration and test of
 490 PRZM and MACRO. *Sci. Total Environ.* 717, 137019.
 491 Martínez, L., Lechón, Y., Sanchez-Brunete, C., Tadeo, J.L., 1994. Alachlor persistence
 492 under Spanish field conditions and applicability of simulation-models. *Soil*
 493 *Sci.* 158, 337–344.
 494 Milan, M., Ferrero, A., Letey, M., De Palo, F., Vidotto, F., 2013. Effect of buffer strips
 495 and soil texture on runoff losses of flufenacet and isoxaflutole from maize fields, *J.*
 496 *Environ. Sci. Health B*, 48, 1021-1033.
 497 OECD-FAO, 2019. OECD-FAO Agricultural Outlook (Edition 2018). OECD
 498 Agriculture Statistics (database) (accessed 20 December 2019).

499 Palansooriya, K.N., Ok, Y.S., Awad, Y.M., Lee, S.S., Sung, J.-K., Koutsospyros, A.,
 500 Moon, D.H., 2019. Impacts of biochar application on upland agriculture: A review.
 501 J. Environ. Manag. 234, 52-64.

502 Palhano, M.G., Norsworthy, J.K., Barber, T., 2018. Sensitivity and likelihood of
 503 residual herbicide carryover to cover crops. Weed Technol. 32, 236–243.

504 Papadopoulou, E.S., Karas, P.A., Nikolaki S., Storck, V. Ferrari, F., Trevisan, M.,
 505 Tsiamis, G., Martin-Laurent, F., Karpouzas, D.G. 2016. Dissipation and adsorption
 506 of isoproturon, tebuconazole, chlorpyrifos and their main transformation products
 507 under laboratory and field conditions. Sci Total Environ. 569-570, 86-96.

508 PPDB, 2019. Pesticide Properties Data Base. University of Hertfordshire, UK
 509 <http://sitem.herts.ac.uk/aeru/ppdb/en/index.htm> (accessed 2 December 2019).

510 Ritter, A., Muñoz-Carpena, R., 2013. Performance evaluation of hydrological models:
 511 Statistical significance for reducing subjectivity in goodness-of-fit assessments. J.
 512 Hydrol. 480, 33–45.

513 Rodríguez-Liébana, J.A., ElGouzi, S., Mingorance, M.D., Castillo, A., Peña, A., 2014.
 514 Irrigation of a Mediterranean soil under field conditions with urban wastewater:
 515 Effect on pesticide behaviour. Agric. Ecosyst. Environ. 185, 176–185.
 516 <https://doi.org/10.1016/j.agee.2013.12.026>

517 Rouchaud, J., Neus, O., Cools, K., Bulcke, R., 1999. Flufenacet soil persistence and
 518 mobility in corn and wheat crops. Bull. Environ. Contam. Toxicol. 63, 460–466.
 519 <https://doi.org/10.1007/s001289901002>

520 Rouchaud, J.; Neus, O.; Bulcke, R., Cools, K., Eelen, H.; Dekkers., 2000. Soil
 521 dissipation of diuron, chlorotoluron, simazine, propyzamide, and diflufenican
 522 herbicides after repeated applications in fruit tree orchards. Arch. Environ.
 523 Toxicol. 39, 60-65.

Rouchaud, J.; Neus, O.; Eelen, H.; Bulcke, R., 2001. Persistence, mobility, and adsorption of the herbicide flufenacet in the soil of winter wheat crops. *Bull. Environ. Contam. Toxic.* 67, 609–616.

Sarmah, A.K., Close, M.E., 2009. Modelling the dissipation kinetics of six commonly used pesticides in two contrasting soils of New Zealand. *J. Environ. Sci. Health B* 44, 507-517.

Scursoni, J.A., Montoya, J.C., Vigna, M.R., Gigón, R., Istilart, C., Renzi Pugni, J.P., López, R., Porfiri, C., 2017. Impact of imazamox and imazapyr carryover on wheat, barley and oat. *Weed Technol.* 31, 838-846.

Smith, J., Smith, P., Addiscott, T., 1996. Quantitative methods to evaluate and compare soil organic matter (SOM) models. *NATO ASI Series* 38, 181–199.

Sparks, D. L., 1996. *Methods of Soil Analysis. Part 3-Chemical Methods.* Soil Science Society of America, Inc., Madison, WI.

Srinivasan, P., Sarmah, A.K., Rohan, M. 2014. Deriving sulfamethoxazole dissipation endpoints in pasture soils using first order and biphasic kinetic models. *Sci. Total Environ.* 488, 146-1565.

Su, W., Hao, H., Ding, M., Wu, R., Xu, H., Xue, F., Shen, C., Sun, L., Lu, C. 2019. Adsorption and degradation of imazapic in soils under different environmental conditions. *PLoS ONE*, 14, e0219462.

Thiour-Mauprivez, C., Martin-Laurent, F., Calvayrac, C., Barthelmebs, L. 2019. Effects of herbicide on non-target microorganisms: Towards a new class of biomarkers?. *Sci. Total Environ.* 684, 314-325.

Vieublé Gonod, L., El Arfaoui, A., Benoit, P. 2016. Impact of spatial distribution of exogenous organic matter on C mineralization and isoproturon fate in soil. *Soil Biol. Biochem.* 95, 180-188.

549 Willkommen, S., Pfannerstill, M., Ulrich, U., Guse, B., Fohrer, N., 2019. How weather
550 conditions and physico-chemical properties control the leaching of flufenacet,
551 diflufenican, and pendimethalin in a tile-drained landscape. *Agric. Ecosyst.*
552 *Environ.* 278, 107–116.
553

Figure captions

Fig. 1. Measured, fitted (SFO and FOMC) and simulated (MACRO) dissipation kinetics of chlorotoluron in unamended (S), spent mushroom substrate (S+SMS)- and green compost (S+GC)-amended soils. Bars indicate the standard deviation of the mean value (n=9). SFO: Single first-order model, FOMC: First order multi-compartment model.

Fig. 2. Measured, fitted (SFO) and simulated (MACRO) dissipation kinetics of flufenacet in unamended (S), spent mushroom substrate (S+SMS)- and green compost (S+GC)-amended soils. Bars indicate the standard deviation of the mean value (n=9). SFO: Single first-order model.

Fig. 3. Formation of desmethyl chlorotoluron, in unamended (S), spent mushroom substrate (S+SMS)- and green compost (S+GC)-amended soils over time. Bars indicate the standard deviation of the mean (n=9).

Table 1. Dissipation rate parameters (k , α , β) and dissipation half-lives (DT_{50}) of chlorotoluron in unamended (S), spent mushroom substrate- and green compost-amended soils (S+SMS and S+GC) according to the single first-order (SFO) and first order multi-compartment model (FOMC) models, and goodness of fit statistics.

Sample/SFO	k (days ⁻¹)		DT_{50} (days) ^a	χ^2	R^2	EF (-) ^c	CRM (-) ^d	$RMSE$ (%) ^e
S	0.009		73.7	7.2	0.991	0.98	0.02	8.53
S+SMS	0.008		88.0	10.1	0.961	0.96	-0.01	12.0
S+GC	0.009		73.6	11.3	0.957	0.96	-0.01	13.4
Sample/FOMC	α	β	DT_{50} (days) ^b	χ^2	R^2	EF (-) ^c	CRM (-) ^d	$RMSE$ (%) ^e
S	2.80	236	66.2	6.0	0.985	0.99	0.00	7.02
S+SMS	5.10×10^4	6.47×10^6	88.0	10.3	0.961	0.96	-0.01	12.0
S+GC	6.09×10^4	6.47×10^6	73.6	11.5	0.957	0.96	-0.01	13.4

^a $DT_{50} = \ln 2 / k$

^b $DT_{50} = \beta \times [2^{(1/\alpha)} - 1]$

^c Efficiency.

^d Coefficient of residual mass.

^e Root mean square error.

Table 2. Dissipation rate parameters (k , α , β) and dissipation half-lives (DT_{50}) of flufenacet in unamended (S), spent mushroom substrate- and green compost-amended (S+SMS and S+GC) soils according to the single first-order (SFO) and first order multi-compartment model (FOMC) models, and goodness of fit statistics.

Sample/SFO	k (days ⁻¹)		DT_{50} (days) ^a	χ^2	R^2	EF (-) ^c	CRM (-) ^d	$RMSE$ (%) ^e
S	0.006		117	12.3	0.905	0.90	0.00	14.7
S+SMS	0.006		123	9.7	0.945	0.94	-0.01	11.5
S+GC	0.005		145	9.9	0.924	0.92	-0.01	11.8
Sample/FOMC	α	β	DT_{50} (days) ^b	χ^2	R^2	EF (-) ^c	CRM (-) ^d	$RMSE$ (%) ^e
S	3.83×10^4	6.47×10^6	117	12.6	0.905	0.90	0.00	14.7
S+SMS	3.62×10^4	6.47×10^6	123	9.8	0.945	0.94	-0.01	11.5
S+GC	3.11×10^4	6.51×10^6	145	10.1	0.924	0.92	-0.01	11.8

^a $DT_{50} = \ln 2 / k$

^b $DT_{50} = \beta \times [2^{(1/\alpha)} - 1]$

^c Efficiency.

^d Coefficient of residual mass.

^e Root mean square error.

Table 3. Goodness-of-fit statistics for MACRO modeling of the dissipation of chlorotoluron and flufenacet in the top 10 cm of the unamended (S), spent mushroom substrate- and green compost-amended (S+SMS and S+GC) soils.

	<i>EF</i> (-) ^a	<i>CRM</i> (-) ^b	<i>RMSE</i> (%) ^c
<i>S</i>			
Chlorotoluron	0.94	0.01	14.5
Flufenacet	0.82	-0.02	20.3
<i>S+SMS</i>			
Chlorotoluron	0.95	0.04	13.1
Flufenacet	0.91	-0.10	14.2
<i>S+GC</i>			
Chlorotoluron	0.94	-0.03	15.1
Flufenacet	0.97	-0.02	6.8

^a Efficiency.

^b Coefficient of residual mass.

^c Root mean square error.

Table 4. Fitted (SFO or FOMC) and simulated (MACRO) DT₅₀ and DT₉₀ (days) of chlorotoluron and flufenacet in the top 10 cm of the unamended (S), spent mushroom substrate- and green compost-amended (S+SMS and S+GC) soils, and coefficients of variation (CV, %).

Parameter	Chlorotoluron			Flufenacet		
	S	S+SMS	S+GC	S	S+SMS	S+GC
DT ₅₀ fitted	66.2	88.0	73.6	117	123	145
DT ₅₀ MACRO	72.5	93.0	92.0	96.0	184	167
CV DT ₅₀	6	4	16	14	28	10
DT ₉₀ fitted	301	292	245	389	411	482
DT ₉₀ MACRO	191	277	230	220	452	375
CV DT ₉₀	32	4	4	39	7	18

Note: DT₅₀ and DT₉₀, dissipation time values observed in Figs. 1 and 2 when dissipation of 50% or 90% of the herbicide was reached taking into account fitted (SFO or FOMC) and simulated (MACRO) kinetic curves.

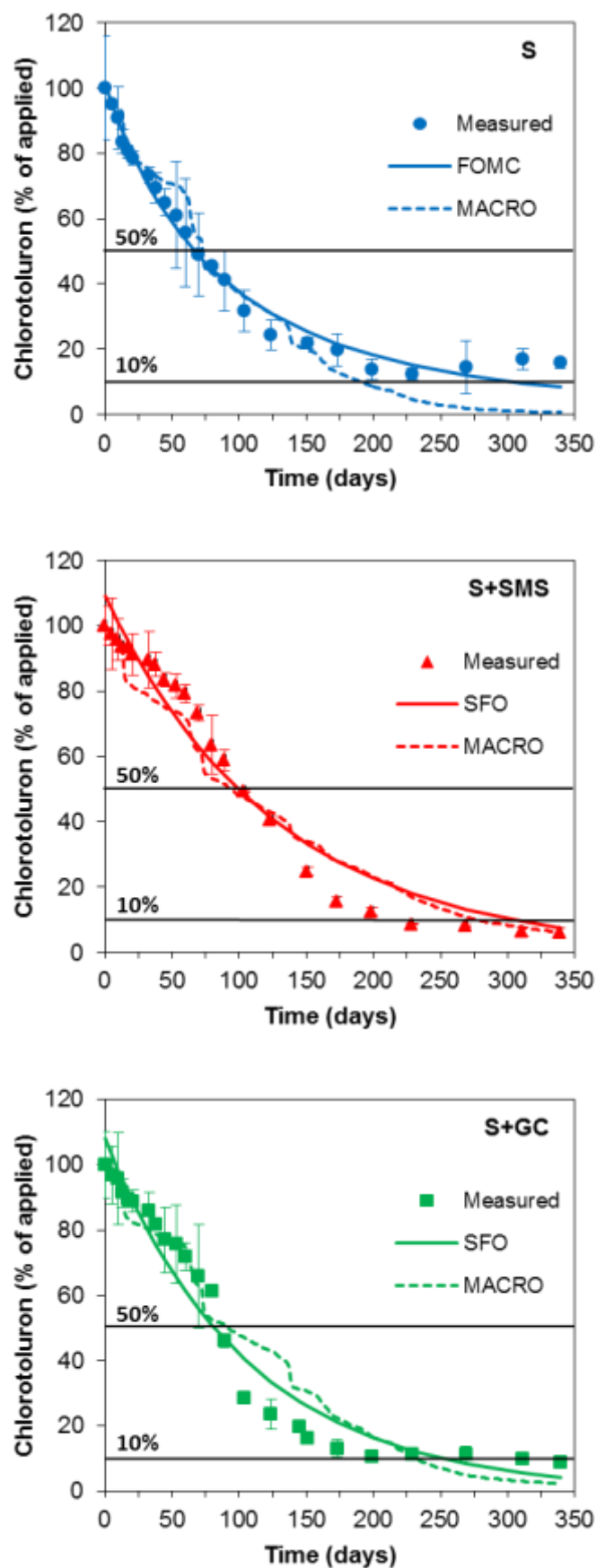


Fig. 1

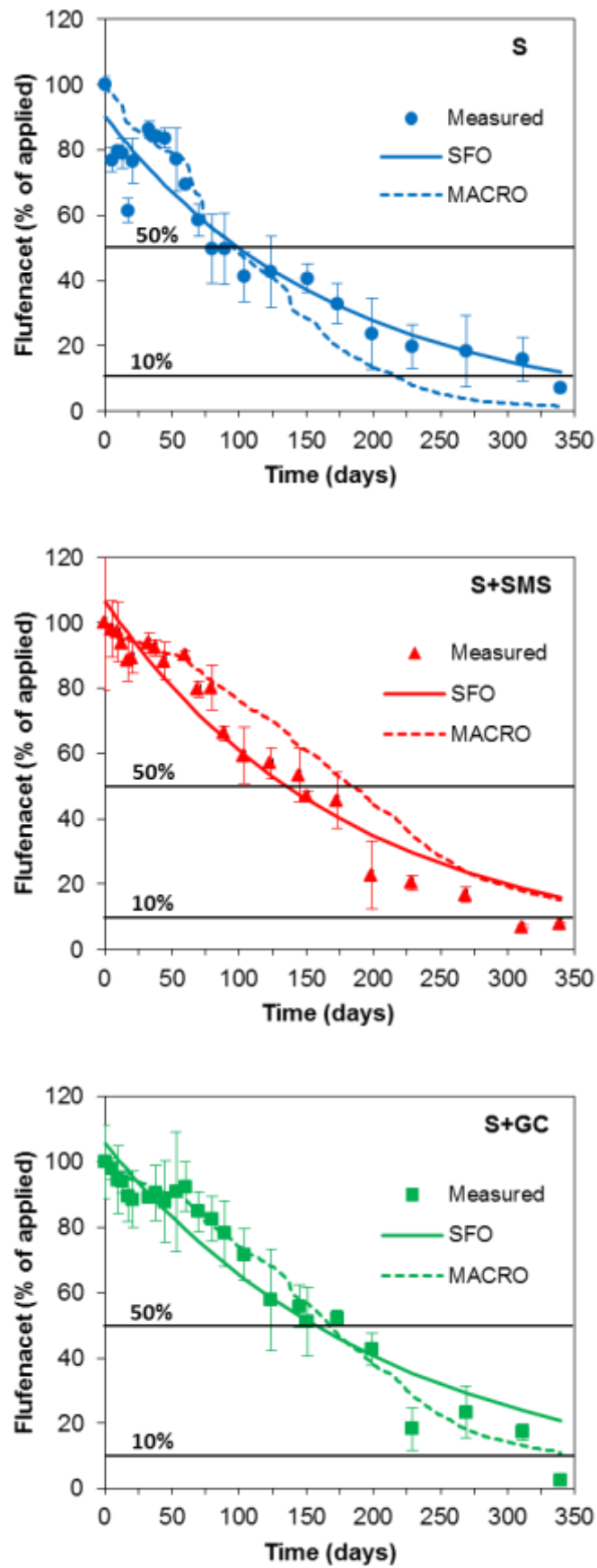


Fig. 2

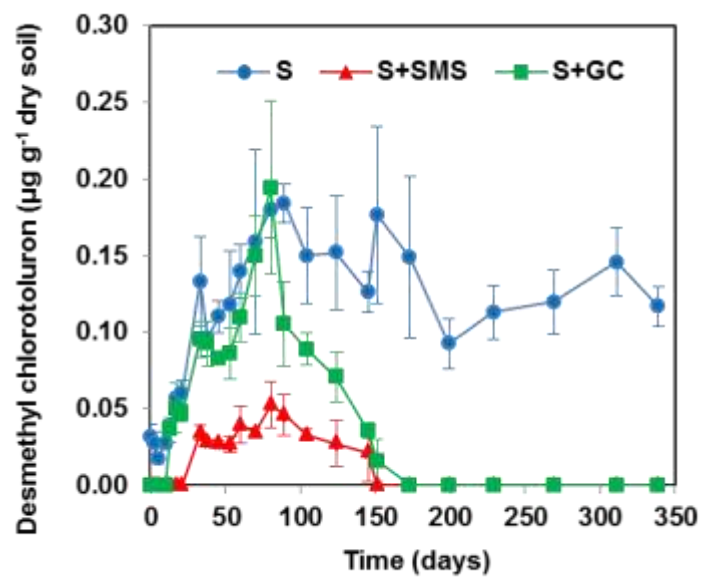


Fig. 3

SUPPLEMENTARY MATERIAL

FIELD MEASUREMENT AND MODELLING OF CHLOROTOLURON AND FLUFENACET PERSISTENCE IN UNAMENDED AND AMENDED SOILS

Jesús M. Marín-Benito^a, M. José Carpio^a, Laure Mamy^b, M. Soledad Andrades^c, María J. Sánchez-Martín^a, M. Sonia Rodríguez-Cruz^{a,*}

^aInstitute of Natural Resources and Agrobiology of Salamanca (IRNASA-CSIC), Cordel de Merinas 40-52, 37008 Salamanca, Spain

^bUniversité Paris-Saclay, INRAE, AgroParisTech, UMR ECOSYS 78850 Thiverval-Grignon, France

^cDepartment of Agriculture and Food, University of La Rioja, Madre de Dios 51, 26006 Logroño, Spain

*Corresponding author: msonia.rodriguez@irnasa.csic.es (M. Sonia Rodríguez-Cruz)

Number of Pages: 7

Number of Tables: 5

Table S1. Main physicochemical and hydraulic characteristics of the top 10 cm of unamended (S), spent mushroom substrate (S+SMS)- and green compost (S+GC)-amended soils.

	S	S+SMS	S+GC
Sand (%)	80.4	76.7	78.7
Silt (%)	4.7	5.8	4.7
Clay (%)	14.9	16.5	16.6
pH	6.34	7.11	6.99
Bulk density (g cm ⁻³)	1.48	1.23	1.34
OC (%)	0.77	2.64	1.69
DOC (mg g ⁻¹)	0.12	0.50	0.38
θ_{initial} (m ³ m ⁻³)	0.183	0.279	0.244
θ_r (m ³ m ⁻³) ^a	0.01	0.01	0.01
θ_s (m ³ m ⁻³) ^a	0.383	0.472	0.428
α (cm ⁻¹) ^a	0.087	0.068	0.078
n (-) ^a	1.339	1.240	1.290
K_{sat} (mm h ⁻¹) ^a	76.41	75.79	76.08
CTEN (cm) ^b	10	10	10
θ_b (m ³ m ⁻³) ^c	0.332	0.422	0.378
K_b (mm h ⁻¹) ^c	1.413	0.789	1.083
ASCALE (mm) ^c	15	15	15
ZN (-) ^c	4	4	4

Note: The parameters without exponent correspond to measured values taken from Carpio et al. (2020).

^a Estimated by HYPRES pedotransfer functions (Wösten et al., 1999).

^b Default value (Larsbo and Jarvis, 2003).

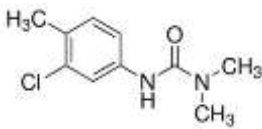
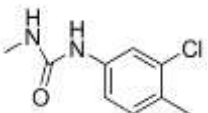
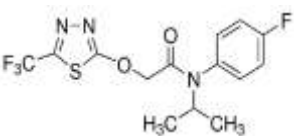
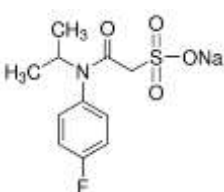
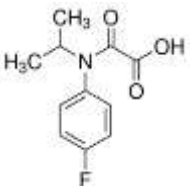
^c Estimated using the pedotransfer functions included in MACRO 5.2.

Table S2. Characteristics of the organic amendments: spent mushroom substrate (SMS) and green compost (GC) (% on a dry weight basis).

	SMS	GC
pH	7.9	7.2
electric conductivity (S/m)	0.78	0.22
ash (%)	40.6	54.0
moisture (%)	37.7	48.6
OM ^a (%)	59.4	46.0
DOC ^b (mg g ⁻¹)	11.9	7.2
OC ^c (%)	35.0	26.7
N (%)	2.3	1.1
C/N	15.2	24.3
CEC ^d (cmol _c kg ⁻¹)	35.1	41.4
P ₂ O ₅ (mg/100g)	59.5	40.3
K ₂ O (mg/100g)	858	458
CaO (mg/100g)	1774	757.3
MgO (mg/100g)	177.7	126.5

^a Organic matter; ^b Dissolved organic carbon; ^c Organic carbon; ^d Cationic exchange capacity.

Table S3. Main characteristics of herbicides and their metabolites.

Common name Chemical structure	IUPAC name	WS ^a (mg L ⁻¹)	Log Kow ^b	Field DT ₅₀ ^c (days)	GUS index ^d	K _{oc} ^e (mL g ⁻¹)
Chlorotoluron 	3-(3-chloro- <i>p</i> -tolyl)- 1,1-dimethylurea	74	2.5	34	3.02	196
Desmethyl chlorotoluron 	3-(3-chloro- <i>p</i> -tolyl)- 1-methylurea	-	-	60	2.84	248
Flufenacet 	4'-fluoro- <i>N</i> - isopropyl-2-[5- (trifluoromethyl)- 1,3,4-thiadiazol-2- yloxy]acetanilide	51	3.5	39.0	2.02	401
Flufenacet ESA 	2-(4-fluoro- <i>N</i> - propan-2-ylanilino)- 2-oxoethanesulfonic acid	5500	-	302	7.20	12.5
Flufenacet OA 	((4-fluorophenyl) (isopropyl)amino) (oxo)acetic acid	-	-	11.1	2.98	14.0

^a WS, water solubility at 20°C; ^b Octanol/water partition coefficient at pH 7 and 20°C; ^c Half-life dissipation time in field conditions; ^d Groundwater Ubiquity Score (Gustafson, 1989); ^e Adsorption coefficient corrected for soil organic carbon content (PPDB, 2019).

Table S4. Crop input parameters for winter wheat in unamended (S) / spent mushroom substrate-amended (S+SMS) / green compost-amended (S+GC) soils.

Date	Crop development	LAI (m ² m ⁻²) ^b	Root depth (m) ^a	Root distribution ^{a,c}
14 Nov. 2016	sowing			
3 Dec. 2016	emergence	0.00	0.01/0.01/0.01	
5 May 2017	flowering	0.30/2.25/0.60	0.21/0.21/0.21	0.90/0.90/0.90
3 July 2017	harvest	0.30/2.25/0.60	0.21/0.21/0.21	

^a Determined from field measurements or observations.

^b Estimated from COVMAX (-) = LAI / 3 (Kroes et al., 2008), where COVMAX is the maximum areal coverage of the canopy determined from field measurements (=10%, 75% and 20% for S, S+SMS and S+GC, respectively), and LAI is the leaf area index.

^c Fraction of root density in the uppermost 25% of the root depth.

Table S5. Main herbicide input parameters used in the simulations in unamended (S), spent mushroom substrate (S+SMS)- and green compost (S+GC)-amended soils.

	Chlorotoluron			Flufenacet		
	S	S+SMS	S+GC	S	S+SMS	S+GC
<i>Adsorption</i>						
K_d (mL g ⁻¹) ^a	0.773	4.773 (1.114)	2.563 (0.783)	1.038	6.340	2.909
n_f ^b	0.83	0.92	0.92	0.85	0.99	0.80
<i>Degradation</i>						
DT ₅₀ (days) ^c	38.6	51.3	67.6	49.3	93.9	91.7
TRESP (K ⁻¹) ^d	0.083	0.064	0.103	0.083	0.083	0.092
<i>Other characteristics</i>						
DV (cm) ^e	10	12	10	10	12	10

^a Adsorption coefficients from laboratory experiments with unamended and amended soil samples taken *in situ* (Carpio et al., 2020). Values in brackets correspond to calibrated values according to DOC (Marín-Benito et al., 2020).

^b Freundlich exponents from laboratory experiments with the unamended control S, and amended with SMS- and GC soils at laboratory scale (García-Delgado et al., 2020).

^c Degradation half-life from Marín-Benito et al. (2019).

^d Exponent in the temperature response function estimated from TRESP= (ln Q₁₀) / 10, where Q₁₀ factor is taken from Marín-Benito et al. (2019).

^e Dispersivity fitted manually from the observed Br⁻ concentrations (Marín-Benito et al., 2020).

Dissipation kinetic models

The dissipation kinetics for the herbicide was fitted to a single first-order (SFO) kinetic model ($C = C_0 e^{-kt}$) or first order multi-compartment (FOMC) model ($C = C_0 / ((t / \beta) + 1)^\alpha$), known also as the Gustafson and Holden model. C is the herbicide concentration at time t , C_0 is the initial herbicide concentration, k (day^{-1}) is the dissipation rate, α is a shape parameter determined by the coefficient of variation of k values and β is a location parameter. For the selection of the kinetic model that best describes the dissipation results, FOCUS work group guidance recommendations were followed (FOCUS, 2006). The coefficient of determination (r^2) and the chi-square (χ^2) test were calculated as indicators of the goodness of fit. The χ^2 test considers the deviations between observed and calculated values relative to the uncertainty of the measurements for a specific fit, and was used to compare the goodness of fit of the two models tested. The error value at which the χ^2 test is fulfilled at a given degree of freedom should be below 15% (at 5% significance level). The time to 50% and 90% dissipation, or DT_{50} and DT_{90} values, were used to characterise the decay curves and compare variations in dissipation rates. The parameters of the kinetic models were estimated using the Excel Solver add-in Package (Marín-Benito et al., 2012).

References

- Carpio, M.J., Rodríguez-Cruz, M.S., García-Delgado, C., Sánchez-Martín, M.J., Marín-Benito, J.M. 2020. Mobility monitoring of two herbicides in amended soils: A field study for modeling applications. *J. Environ. Manag.* 260, 110161.
- FOCUS (FORum for Co-ordination of pesticide fate models and their Use), 2006. Guidance Document on estimating persistence and degradation kinetics from environmental fate studies on pesticides in EU registration. Report of the FOCUS work group on degradation kinetics. EC Documents Reference Sanco/10058/2005 version 2.0 (434 pp).
- García-Delgado, C., Marín-Benito, J.M., Sánchez-Martín, M.J., Rodríguez-Cruz, M.S., 2020. Organic carbon nature determines the capacity of organic amendments to adsorb pesticides in soil. *J. Hazard. Mater.* 290, 122162.
- Gustafson, D.I., 1989. Groundwater ubiquity score: A simple method for assessing pesticide leachability. *Environ. Tox. Chem.* 8, 339-357.
- Kroes, J.G., Van Dam, J.C., Groenendijk, P., Hendriks, R.F.A., Jacobs, C.M.J., 2008. *SWAP version 3.2. Theory description and user manual*. Alterra Report 1649, Swap32 Theory description and user manual. Wageningen, The Netherlands (262 pp).
- Kroes, J.G., Van Dam, J.C., Groenendijk, P., Hendriks, R.F.A., Jacobs, C.M.J., 2008. *SWAP version 3.2. Theory description and user manual*. Alterra Report 1649, Swap32 Theory description and user manual. Wageningen, The Netherlands (262 pp).
- Larsbo, M., Jarvis, N., 2003. *MACRO 5.0. A model of water flow and solute transport in macroporous soil. Technical description*. Rep Emergo, Swedish University of Agricultural Sciences, Uppsala, Sweden (49 pp).
- Marín-Benito, J.M., Andrades, M.S., Sánchez-Martín, M.J., Rodríguez-Cruz, M.S., 2012. Dissipation of fungicides in a vineyard soil amended with different spent mushroom substrates. *J. Agric. Food Chem.* 60, 6936–6945.
- Marín-Benito, J.M., Carpio, M.J., Sánchez-Martín, M.J., Rodríguez-Cruz, M.S., 2019. Previous degradation study of two herbicides to simulate their fate in a sandy loam soil: Effect of the temperature and the organic amendments. *Sci. Total Environ.* 653, 1301–1310.
- Marín-Benito, J.M., Mamy, L., Carpio, M.J., Sánchez-Martín, M.J., Rodríguez-Cruz, M.S., 2020. Modelling herbicides mobility in amended soils: calibration and test of PRZM

and MACRO. *Sci. Tot. Environ.* (Available online 30 January 2020, 137019).

<https://doi.org/10.1016/j.scitotenv.2020.137019>.

PPDB, 2019. Pesticide Properties Data Base. University of Hertfordshire, UK
<http://sitem.herts.ac.uk/aeru/ppdb/en/index.htm> (accessed 2 December 2019).

Wösten, J.H.M., Lilly, A., Nemes, A., Le Bas, C., 1999. Development and use of a database of hydraulic properties of European soils. *Geoderma* 90, 169–185.

Highlights

- Field dissipation of chlorotoluron and flufenacet was studied in amended soils
- Measured field dissipation of herbicides was simulated with the MACRO model
- Field herbicide dissipation and metabolite formation were different from laboratory ones
- Herbicides' persistence increased due to the changing field environmental conditions
- MACRO is an efficient tool to estimate remaining herbicide amounts in amended soils

Graphical Abstract

